



Steel Specs-Rear Sprockets: Made in Japan C50 Steel.

Steel Specs-Front Sprockets: Made in Japan C50&SCM415 CHROMOLY.

	YEAR	FRONT SPROCKET		REAR SPROCKET		CHAIN		
		PART No	T	PART No	T	PITCH	LINKS	
HONDA ROAD BIKES								
C50	70-75	253	13	256	38	420	98	
C50	75-80	253	13	257	41	420	98	
C50 Z2,ZZ,L	80-82	253	13	257	40	420	98	
C50 C Cub	82-84	252	12	257	40	420	98	
C50 Cub	Japan	247	13	1203	42	420	100	
C50 E Super Cub	84-85	252	13	257	41	420	98	
C50 LAC, LAE	82-87	253	15	257	40	420	98	
C50 E, LAG	88	253	13	257	41	420	98	
C50 GLX	Greece	252	12	211	42	420	100	
CB50 J	75-82	252	12	256	42	420	104	
CF50 Chaly	79-96	253	14	256	38	420	88	
CY50	Germany	77-84	253	256	43	420	96	
CB50 J	Germany	77-84	252	256	42	420	102	
CB50 V Dream	Japan	252	12	256	43	420	112	
MB50 SA	80-82	252	12	239	45	420	108	
MB50 SA	Germany	79-83	252	239	45	420	106	
MBX50 SD,SF	84-86	252	12	239	45	420	118	
MBX50 SDF (40 kmh)	Germany	85	253	239	43	420	118	
MBX50 SDH (50 kmh)	Germany	87	253	239	45	420	118	
MT50 S	80-81	253	13	239	45	420	108	
MT50	Norway	252	12	239	47	420	108	
MTX50 S-C,E	83-85	252	12	239	47	420	122	
MTX50	Germany	82-84	253	239	47	420	122	
MTX50	France	85-90	251	239	36	420	122	
MTX50	Norway	252	12	239	50	420	126	
NSR50 S-K	89-	253	15	216	45	420	116	
NSR50	France	89-93	251	216	36	420	122	
NSR50 S-K	Germany	89-	253	216	47	420	126	
NSR50 H,J	Japan	253	14	216	40	420	106	
NSR50 K,L,N,P,R,S	Japan	253	14	216	42	420	108	
SS50 Z-K1	78	253	13	256	41	420	98	
SS50 Z-B1	79-80	253	13	256	42	420	98	
ST50	78	253	14	256	41	420	96	
ST50 J,K Dax	88-89	249	14	256	41	420	88	
ST50 L Dax	90	249	15	256	38	420	88	
ST50 G Dax	Germany	74-80	253	256	38	420	90	
ST50 J,K,L Dax	Germany	87-90	249	256	40	420	88	
XL50	77-85	253	14	256	43	420		
Z50 A Monkey	252	13	255	35	420	78		
Z50	Australia	82-94	253	255	37	420	76	
ZB50	France	253	15	256	38	420	102	
ZB50 B. Monkey	Germany	92-	253	256	40	420	102	
C70	75-80	253	14	257	39	420	98	
C70 Z2,ZZ,C	80-82	253	14	257	36	420	96	
C70 E Cub	83-86	253	14	257	36	420	98	
CF70 Chaly	82-85	253	14	256	35	420	88	
ST70 K,G	78	253	14	256	38	420	88	
ST70 G2 Dax	Germany	77-80	253	256	35	420	88	
ST70	France	82-83	253	256	33	420	84	
ST70 Dax AM K3	France	253	15	256	38	420	98	
ST70 Dax	France	82-98	253	256	35	420	86	
MBX75	Spain	253	15	214	36	420	116	
MBX75	84	253	15	239	36	420	116	
MTX75	87	253	15	239	47	420	122	
NSR75	90	253	15	216	36	420	116	
NSR75 N (NS1)	92-	249	15	216	37	420	126	



Steel Specs-Rear Sprockets: Made in Japan C50 Steel.

Steel Specs-Front Sprockets: Made in Japan C50&SCM415 CHROMOLY.

			YEAR	FRONT SPROCKET		REAR SPROCKET		CHAIN	
				PART No	T	PART No	T	PITCH	LINKS
HONDA ROAD BIKES									
XL75			77-80	253	15	256	36	420	94
CY80		France	77-80	253	15	256	35	420	92
CY80		France		253	15	256	33	420	90
CY80 Z		Germany	81	253	15	256	42	420	
MB80 S-A			80	253	15	239	45	420	106
MB80		France		253	15	239	42	420	106
MB80 SA		HC01	80-83	253	15	239	40	420	106
MBX80 FWD,FWF		Germany	83	253	15	239	38	420	116
MBX80 FWD,FWF			83-86	253	15	239	36	420	116
MBX80		France	83	253	13	239	36	420	114
MCX80 SD		HC05	82-87	253	15	239	38	420	112
MT80 SA		HC02	80	253	15	239	38	420	104
MT80		France		253	15	239	40	420	106
MTX80		France		253	15	239	45	420	120
MTX80 RFD,RFF			83-86	253	15	239	42	420	122
MTX80 C		HC06	82	253	15	239	42	420	120
MTX80 RSD		HC08	83	253	15	239	45	420	124
MTX80 RII (R2)		Germany	87-	274	15	241	45	428	126
NSR80 J		HC06			15	216	37	420	104
C90 Z2,ZZ,C			75-82	264	14	262	40	428	100
C90 Cub			84-02	253	15	211	39	420	98
CE90				264	14	262	40	428	100
CT90 KZ - K9		Australia	75-79		15	809/2	45	428	104
EZ 90 Cub			90-92	259	14		35	428	100
EZ 90 Cub			93-96	264	15	269	35	428	102
CB100			76-77	259	14	269	37	428	102
CB100 NA			78-86	259	14	269	37	428	100
C100 Astra		Indonesia	91-98	274	14	263	36	428	100
C100 Dream		Thailand	97-98	274	14	263	36	428	100
H100 A			82-83	274	15	269	35	428	108
H100 SD,S2G,SJ			84-93	274	15	269	34	428	108
Supra 100		Indonesia		273	15	263	40	428	104
XL100 SA,SZ			78-80	274	15	269	44	428	118
XL100 SB,SC,SD,SE Peg			81-83	274	15	999	42	428	118
CT110 Z,A,B,C,D			79-83	1263	15	999	45	428	104
CT110 B,D,G			81-86		15	999	45	428	104
CT110 G,H,K,L,M,N,P			86-94	1263	15	263	45	428	104
CT110		Australia	99-00	1263	15	264	45	428	104
ANF125 Innova		JC37	03-08	253	14	212	35	420	104
ANF125 Innova		JC37	09						
CA125 S Rebel			95-01	270	13	273	39	520	112
CA125 S Rebel		France	95-00	329	13	273	39	520	112
CA125 S Rebel (80kmh)		Germany	95-00	270	13	273	42	520	112
CB125 S			75-79	259	15	269	40	428	102
CB125 J/N			78-79	259	15	269	37	428	100
CB125 T/T2 TA,TB,TZ			78-82	259	15	269	39	428	112
CB125 TDC,TDE		Europe	82-88	259	15	269	40	428	120
CB125 TDC,TDE,TDJ			82-88	259	15	269	42	428	122
CB125 RS-D			83-86	259	15	269	38	428	108
CBF125			09	1264	16	1219	42	428	118
CBR125 R-4,5,6,7,8,9		JC34,JC39	04-09	1264	15	1206	42	428	124
CBX125			79-82	259	15	269	37	428	104
CBZ125 F				1264	17			428	
CBZ125		Eire	01	264	14	269	44	428	126
CD125 TC Benly			82-85	259	15	269	42	428	116
CD125 T		Europe		259	15	269	43	428	112



Steel Specs-Rear Sprockets: Made in Japan C50 Steel.

Steel Specs-Front Sprockets: Made in Japan C50&SCM415 CHROMOLY.

	YEAR	FRONT SPROCKET		REAR SPROCKET		CHAIN		
		PART No	T	PART No	T	PITCH	LINKS	
HONDA ROAD BIKES								
CD125 TB			259	15	269	44	428	116
CG125 All Japan	77-84		259	15	269	34	428	100
CG125 Brazil	85-92		259	14	269	41	428	110
CG125 Brazil	93-98		259	14	269	41	428	114
CG125 Brazil	87-97	France	259	14	269	40	428	110
CG125 E	98		259	15	269	36	428	112
CG125	99-00		259	15	269	36	428	112
CG125 W	01		259	15	269	36	428	112
CG125 M1	02-05		259	14	269	43	428	116
CG125 Titan	00-03	Brazil	259	15	218	44	428	116
CG125	06		259	14	218	45	428	116
CLR125 W,X,Y Cityfly	98-00		1264	17	271	50	428	128
CLR125 Cityfly	01-03		1264	17	271	50	428	128
CM125 C Custom	82-97		259	15	269	43	428	120
CM125 T		France	259	15	269	39	428	114
CRM125	90-99		327	14	604	40	520	106
CT125 C	82		259	15	269	51	428	120
CT125 D,E,F,G,H,K	83-89		259	14	269	52	428	118
MBX125 FE	84-85		329	13	279	39	520	102
MBX125		France	329	13	279	38	520	102
MTX125 RWD,RWF,RWH,RWL	83-94		259	15	241	53	428	130
MTX125 R	87-89	France	329	13	279	40	520	106
MTX125 R	87-88	Spain	329	14	279	40	520	106
NS125 FG,FH	85-88		329	13	279	33	520	106
NSR125 F	85-88	France	329	13	279	35	520	110
NSR125 RK (NSR125)	88-89		329	13	279	33	520	106
NSR125 R F2	89-90	Europe	327	13	604	38	520	114
NSR125 RK	89-93		327	13	604	35	520	108
NSR125R-R	93-98		327	14	604	36	520	108
NSR125 R (80 KmH Version)	97-02	Germany	327	12	604	36	520	110
NSR125 R	99-02		327	14	604	38	520	110
NX125	89-90		259	16	269	47	428	128
NX125 Transcity	89-98		259	16	271	50	428	128
NX 125	88	USA	259	15	1250	56	428	130
NX 125	88	Japan	259	15	1250	56	428	130
NX 125	89-90	USA	259	15	1250	48	428	126
NX 125	89-90	Japan	259	15	1250	48	428	126
SL125 K1,S1	76-80		259	15	269	47	428	118
VT125 C,C2 Shadow	99-07		327	14	279	41	520	112
VT125 C Shadow (80 KmH Version)	99-07	Germany	327	12	279	41	520	112
XL125 K2,K3	78-79		259	15	269	43	428	118
XL125 SA,SB,SC,SZ	80-82		259	14	269	47	428	118
XL125 K2,K3,SZ,SB,SC,SD	77-83	Australia	259	15	269	49	428	120
XL125 S Large		France	328	13	279	38	520	100
XL125 R ProLink	82-87		259	15	242	53	428	128
XL125 J	88		259	16	269	47	428	128
XL125 V Varadero	01-09	JC32	327	14	273	44	520	110
XL125 V Varadero (80 KmH Version)	01-08	Germany	327	12	273	44	520	110
XLR125 R-W,X,Y,1,2	98-02		1264	17	1249	51	428	130
XLS125		France	259	14	269	51	428	124
XR125 L	03-07	JD19	1264	17	1258	54	428	132
CB175 K4,K5	71-78		264	16	269	38	428	114
CB175 K6	74-76		275	15	279	35	520	94
CD175 A,A4,K5	71-78		264	17	267	39	428	112
XL175 K4	77		275	15	279	38	520	
CD185 T	78-82		259	15	269	34	428	112



Steel Specs-Rear Sprockets: Made in Japan C50 Steel.

Steel Specs-Front Sprockets: Made in Japan C50&SCM415 CHROMOLY.

		YEAR	FRONT SPROCKET		REAR SPROCKET		CHAIN		
			PART No	T	PART No	T	PITCH	LINKS	
HONDA ROAD BIKES									
CM185 T	Germany	77-81	259	15	269	35	428	112	
CT185 D		82-83	259	15	269	52	428	118	
XL185 S-Z,A,B,D,H,J,K,L,M,P		79-93	259	14	269	49	428	120	
CB200		76-79	275	15	279	35	520	94	
CD200 TB Benly		80-85	259	15	269	34	428	112	
CM200 TA,TB Custom	MD01	81-84	259	15	269	35	428	112	
CT200 Auto AG		82-89	259	14	269	56	428	120	
MTX200 RWD,RWF		83-86	329	13	243	42	520	104	
XL200 RB,RC,RD	MD06	81-83	328	13	254	43	520	106	
XL200 R	France	83	328	13	254	47	520	104	
XL200 RD	Australia	83	328	13	254	45	520	104	
XL200 Paris Dakar		84-90	328	13	277	41	520	108	
XLR200	Japan	92	287	13	245/2	42	520	106	
AX 1	Japan		280	13	1509	41	520	102	
CA250 TF,TG,TH,TJ,TL Rebel	Japan		287	14	279	32	520	108	
CB250 K3		73	278	16	278	36	50	96	
CB250 K4		74	278	16	278	38	50	96	
CB250 G5		75-77	278	16	278	38	50	96	
CB250 N,NA,T1,T2		78-82	278	15	246	41	50	102	
CB250 NDX-B,NB,NC,NDC		78-82	276	15	247	41	520	102	
CB250 RSA	MD02	80-83	281	14	248	44	520	98	
CB250 RSD-C,L		82-84	281	14	245/2	44	520	98	
CB250 M,N,P,R,S,T,V Night Hawk		91-97	287	14	279	33	520	106	
CB250 Night Hawk		99-08	287	14	279	33	520	106	
CB250 N Two Fifty		92-02	287	14	272	31	520	104	
CB250 RSB	France	83	337	14	245/2	44	520	98	
CB250 FM,FN2,FP	MC23 Japan		1299	14	245/2	42	520	112	
CB250 FT Hornet	MC31 Japan		1299	14	245/2	45	520	110	
CBF250		04-05	1321	13	254	37	520	106	
CBF250		06		13	254	37	520		
CBR250 FG,FG-YA	Japan			14	245/2	43	520	108	
CBR250 RH (~1021987) (~1004990)	Japan			14	245/2	44	520	108	
CBR250 RH (1021988~) (1004991~)	Japan			14		44	520	108	
CBR250 RJ,RK,RK-2	Japan		1298	17	1244	54	428	136	
CBR250 RR-L,N	Japan		1298	17	1244	52	428	134	
CBR250 RR-R,R-2	Japan		1298	17	1244	52	428	134	
CBX250 RSE			266	14	247	35	520	100	
CBX250 Night Hawk		87	270	14	279	33	520	108	
CBX250 H		85	327	13	279	35	520	98	
CD250 UJ,UK		88-94	287	14	279	32	520	98	
CJ250 T		76-79	278	16	278	37	50	100	
CL250 SC		82-84	281	14	245/2	51	520	106	
CM250 TB Custom		82-84	276	15	247	41	520	104	
CM250	Europe	83	270	14	279	33	520	108	
CM250 CD Belt Drive Conversion		83	287	14	279	38	520	110	
CM250 D	Europe	84	270	14	279	39	520	94	
CM250 C	Europe	85	270	14	279	30	520	100	
CM250 Rebel	France	96-97	270	14	279	31	520	104	
CMX250 LA			270	14	279	30	520	98	
CMX250 Rebel		87-	270	14	279	33	520	108	
CMX250 C-T		96	270	14	279	31	520	104	
CMX250 C-V,W,X Rebel		97-99	270	14	279	31	520	104	
CMX250 C-Y Rebel		00	270	14	273	39	520		
CMX250 C,CD Rebel	USA	96-09	270	14	273	33	520	108	
GB250 Clubman (MC10-101)	MC10 Japan			14		38	520	102	
GB250 H Clubman	MC10 Japan			14		38	520	102	



Steel Specs-Rear Sprockets: Made in Japan C50 Steel.

Steel Specs-Front Sprockets: Made in Japan C50&SCM415 CHROMOLY.

				FRONT SPROCKET		REAR SPROCKET		CHAIN		
				YEAR	PART No	T	PART No	T	PITCH	LINKS
HONDA ROAD BIKES										
GB250 J,L,P Clubman	MC10	Japan				14		38	520	102
GB250 S Clubman	MC10	Japan				14		38	520	102
MVX250				83	281	15	245/2	40	520	96
MVX250 FD	MC09	Japan				15		40	520	104
NAS250 N Nighthawk	MC26	Japan			287	14	272	31	520	104
NS250 FE	MC11	Japan			283	15	245/2	42	520	108
NS250 RE, RG	MC11	Japan				15		42	520	108
NSR250				86	283	14	245/2	42	520	108
NSR250 RG	MC16	Japan		87	283	15	245/2	42	520	108
NSR250 R2J, R4J	MC18	Japan			283	15	1209	41	520	108
NSR250 R5K, K2, R6K, K2	MC18	Japan			283	15	1209	42	520	108
NSR250 7L/N, 8L/N, 9L/N	MC21	Japan			283	15	1315	40	520	108
NSR250 RR, R2R, R3R, R3S	MC28	Japan			283	15	1490	44	520	110
NX250				88-93	280	13	245/2	41	520	102
VT250 FD, FE, FG, F2D, FJ				83-88	283	14	245/3	45	520	104
VT250 FE, ZE, FF-YA, F2F, FJ Integra		Japan		86-88	283	14	245/3	45	520	104
VT250 FG, FG-YA,		Japan			1299	14	245/2	45	520	104
VT250 F2H, H, H2		Japan			283	14	245/2	45	520	104
VT250 J, K		Japan			1299	14	245/2	41	520	102
VT250 FL Spada				89-90	1298	17	1244	54	428	132
VT250 Xelvis	MC25	Japan			1299	14	245/2	43	520	108
VT250 CR Magna	MC29				1299	14		38	520	110
VTR250	MC33	Japan			1299	14	245/2	41	520	
XL250 K3, K4				76-77	1265	15	1977	45	520	100
XL250 SZ, SA, SB				78-81	1265	14	245/2	53	520	102
XL250 S2, 3S2	MD30	Japan			327	13	210	39	520	102
XL250 S, S2	MD31	Japan			280	13		44	520	106
XL250 RC, RD ProLink	MD03			82-83	281	14	245/2	44	520	102
XL250 RE, RF, RH, RG	ND11			84-87	287	13	260	38	520	102
XL250	ME06	Japan			266	13	245/2	50	520	108
XL250	ME06	Japan			266	13	245/2	48	520	108
XL250	ME06	Japan			266	13	210	48	520	108
XL-X250 RD		Japan		83	287	14	245/2	40	520	102
XL-X250 RE		Australia		84	287	14	245/2	40	520	104
XL-X250 RE		Japan		84	287	14	245/2	40	520	104
XL250 R Baja		Japan		91	327	13	260	40	520	104
XL250 M, N, P2 Degree	MD26	Japan			280	13	245/2	44	520	106
XLR250 RF, R2F (<1001833)	MD16	Japan				13		40	520	102
XLR250 RF, R2F (>1001834)	MD16	Japan				13		40	520	102
XLR250 R3H	MD20	Japan			264	16	1361	50	428	130
XLR250 R3J, R3K (MD22 >210)	MD22	Japan			264	16	1361	50	428	130
XLR250 R3L, R3M, R3N, R3P, R5, R6	MD22	Japan			264	16	1361	50	428	130
CB350 F					278	17	278	38	50	96
CB350 K					278	16	278	36	50	96
CB350 SG				86-88	291	15	1332	36	525	108
CB350 SG		Europe			291	16	1332	36	525	108
XL350 RF, RG, RH	ND03			85-87	287	14	245/2	38	520	102
XL-X350					287	14	245/2	41	520	106
CB360 F				73-76	278	17	278	38	50	
CB360 G5					278	16	278	34	50	96
CJ360 T				78	278	16	278	34	50	98
CB400 F, F1, F2				75-79	278	17	278	38	50	96
CB400 N, NA				79-80	278	16	246	36	50	100
CB400 NB, NC, ND				81-83	276	16	247	36	520	100
CB400 T, AT				78-79	278	16	246	36	50	100
CB400 T, AT		Germany		78-79	278	16	246	37	50	100



Steel Specs-Rear Sprockets: Made in Japan C50 Steel.

Steel Specs-Front Sprockets: Made in Japan C50&SCM415 CHROMOLY.

				FRONT SPROCKET		REAR SPROCKET		CHAIN		
				YEAR	PART No	T	PART No	T	PITCH	LINKS
HONDA ROAD BIKES										
CB400 LC		Japan			278	17			50	106
CBX400 F-F2					278	15	1334	45	50	104
CB-1 (CB400 F,FK)				91	297	15	1332	41	525	104
CB-1 (CB400 F,FK2,FL,FL2)		Japan			297	15	1332	40	525	104
CB-1 (CB400 FM,FM2)		Japan			297	15	1332	37	525	104
CB400 F2N,F2R,F2S,F2T,F2V Super Four	NC31	Japan			297	15	1332	42	525	110
CB400 F3S,F3T,F3V Super Four	NC31	Japan			297	15	1332	45	525	112
CB400 Super Four V-Tech	NC39	Japan			297	15		44	525	108
CBR400 R					286	15	1334	43	50	108
CBR400 FE,F2E,F2E-YA		Japan			293	14	1332	44	525	106
CBR400 FF,F2F,F2F-YA		Japan			293	15	1332	47	525	108
CBR400 RG,RH-YA Aero		Japan			294	15	1332	44	525	108
CBR400 RRH	NC23				294	15	1313	40	525	106
CBR400 RRJ Tri - Arm	NC23				297	15	1313	42	525	106
CBR400 RRK Tri - Arm	NC23				297	15	1313	40	525	106
CBR400 RR -L-L2 Gull - Arm	NC29				297	15	1314	39	525	106
CM400 T-A Chopper	NC01			79-80	278	16	246	35	50	100
CM400 T					278	16	246	36	50	102
CM400 T-B,C,D Chopper	NC01			81-83	276	16	247	35	520	100
FT400 C		Japan			289	15	1334	46	50	102
GB400 F,F2		Japan			290	14	1332	39	525	108
GB400 H3		Japan			294	14	1332	39	525	108
NS400 R	NC19			85-88	292	16	298	40	50	108
NT400 J BRO'S		Japan			296	16	1311	44	525	112
NT400 K-2 -BRO'S		Japan			296	16	1311	44	525	112
NTV400 BRO'S		Japan			296	15	1311	45	525	114
NV400 C-J,K,L,N,P,R,V Steed	NC26	Japan			296	16	1332	45	525	120
RVF400 RR,RT	NC35	Japan			297	15	312	38	525	102
VF400 FC		Japan			293	15	1332	45	525	108
VF400 F2E		Japan			293	15	1332	46	525	108
VF400 FD				83-86	286	15	1334	46	50	108
VFR400 R	NC21			86	292	16	298	40	50	108
VFR400 ZG,RG,RG-YA,ZH	NC21	Japan			294	15	1332	45	525	106
VFR400 RH,RH2,RJ3 Pro-Arm	NC24			87-89	294	15	1311	45	525	106
VFR400 R3-L,M	NC30			90-93	297	15	312	40	525	108
VLX400 Shadow		Japan			296	16	1332	44	525	120
VRX400 T Roadster	NC33	Japan			296	16	1332	44	525	114
XL400 S					281	14	245/2	44	520	98
XL400 R					281	15	245/2	47	520	102
XL400 R-C				82	306	15	245/2	45	520	104
XL400 R-C		Japan			82	306	245/2	46	520	102
XL400 V-J,K,L Transalp	ND06	Japan		88-91	293	15	300	43	525	114
XL400 V Transalp		Japan		92-98	296	15	300	43	525	114
CB450 SG (27 PS)	PC17			86-88	291	15	1332	36	525	108
CB450 SG (44 PS)	PC17			86-88	291	16	1332	36	525	108
CB450 DXK				89-92	278	16	1334	36	50	100
CB450 NF	PC14			85	278	16	1334	36	50	100
CB450 Night Hawk					278	16	1334	36	50	100
CMX450 Rebel					291	16	1332	36	525	112
CMX450 C Rebel				86-87	291	16	1332	36	525	112
CMX450 C Rebel		USA		86-87	291	17	1332	37	525	112
CB500 F Four				72-77	288	17	282	34	50	100
CB500 F1					288	17	282	36	50	100
CB500 K1,K2,K3				72-74	288	17	282	34	50	100
CB500 T				75-77	278	15	280	33	50	98
CB500 R,S,T,V,W				94-98	297	15	1332	40	525	108



Steel Specs-Rear Sprockets: Made in Japan C50 Steel.

Steel Specs-Front Sprockets: Made in Japan C50&SCM415 CHROMOLY.

		YEAR	FRONT SPROCKET		REAR SPROCKET		CHAIN		
			PART No	T	PART No	T	PITCH	LINKS	
HONDA ROAD BIKES									
CB500 X,Y,1,2,3		99-03	297	15	1332	40	525	108	
CB500 S-W,X,Y,1,2		98-03	297	15	1332	40	525	108	
CB500 Cup		99	297	15	1332	40	525	108	
CBF500		04-08	297	15	1304	41	525	116	
CBF500 ABS		04-08	297	15	1304	41	525	116	
CBR500 F-H,J		87-88	295	15	1334	47	50	110	
FT500 C		82-84	289	15	1334	40	50	100	
GB500 TT, K Clubman		89-90	294	15	1332	37	525	108	
GB500			290	15	1332	37	525	108	
VF500 C - V30 Magna			286	15	1334	44	50	108	
VF500 FD,FE,F2E		84-85	286	15	1334	43	50	108	
VF500 FF,F2F		85-87	286	15	1334	41	50	108	
VF500 FF		85	286	15	1334	43	50	108	
XBR500 FG,FH (42 PS)		85-86	290	15	1332	36	525	106	
XBR500 FG,FH (27 PS)		85-86	290	14	1332	36	525	106	
XBR500 SJ,SH (44 PS)		87-88	294	15	1332	36	525	106	
XBR500 SJ (27 PS)		87-88	294	14	1332	36	525	106	
XL500 SZ,SA,SB		79-81	281	14	245/2	39	520	98	
XL500 RC-RH ProLink		82-87	281	15	245/2	41	520	100	
CB550 F1,F2,K3 (4 Cylinders)		75-80	288	17	282	37	50	100	
CBX550 FC,F2,F2C		82-85	338	16	1334	45	50	104	
CBX550 FC,F2,F2C		82-83	338	16	1334	43	50	104	
CBX550 FD,F2D		81-86	338	16	1334	43	50	104	
CB600 F-W,X,Y,1,2,3,4,5,6 Hornet		98-06	1371	15	1304	42	525	110	
CB600 F-7,8,9 Hornet		07-09	1370	16	1304	43	525	118	
CB600 S F2-Y,1,2,3 Hornet		00-03	1371	15	1304	42	525	110	
CBF600 N-4,5,6,7		04-07	1371	15	1304	43	525	116	
CBF600 N-8,9		08-09	1370	16	1304	42	525	124	
CBF600 S-4,5 ABS		04-05	1371	15	1304	43	525	116	
CBF600 S-6,7 Cowl ABS		06-07	1371	15	1304	43	525	116	
CBF600 S-8,9 ABS		08-09	1370	16	1304	42	525	124	
CBR600 FH,FJ,FK,FL		87-90	295	15	1334	43	50	110	
CBR600 FM,FN,FP,FR,FS,FT		91-96	295	15	302	43	50	108	
CBR600 FV,FW		97-98	1371	15	1304	43	525	110	
CBR600 <<<< 520 Chain Conversion		91-98	1295	15	1303	43	520	110	
CBR600 F4		99-00	1370	16	1304	45	525	110	
CBR600 F4 <<<< 520 Chain Conversion		99-00	1269	16	1303	45	520	110	
CBR600 FX,FY		99-00	1370	16	1304	44	525	108	
CBR600 FX,FY <<<< 520 Chain Conversion		99-00	1269	16	1303	44	520	108	
CBR600 F-1		01	1370	16	1307	45	525	112	
CBR600 F-1 <<<< 520 Chain Conversion		01	1269	16	1308	45	520	112	
CBR600 F-2,F-3,F-4,F-5,F-6,F-7		02-07	1370	16	1307	45	525	108	
CBR600 F-2,F-3,F-4,F-5,F-6,F-7 << 520 Chain Conv		02-07	1269	16	1308	45	520	108	
CBR600 FS-1,2 Sport		01-02	1370	16	1307	46	525	112	
CBR600 FS-1,FS-2 <<<< 520 Chain Conversion		01-02	1269	16	1308	46	520	112	
CBR600 RR-3,4,5,6		03-06	1370	16	1307	42	525	112	
CBR600 RR-3,4,5,6 <<<< 520 Chain Conversion		03-06	1269	16	1308	42	520	112	
CBR600 RR-7,8,9		07-09	1370	16	1307	41	525	112	
CBR600 RR-7,8,9 <<<< 520 Chain Conversion		07-09	1269	16	1308	41	520	112	
CBR600 RR		10							
NV600 C-J Steed (PC21-100)			293	16	1332	45	525	120	
NV600 C-K,L,N,P,R Steed			296	16	1332	45	525	120	
VLX600 Shadow		90	296	16	1332	44	525	120	
VT600 C-J Chopper		88	293	16	1332	44	525	120	
VT600 C Shadow		90-98	296	16	1332	44	525	120	
VT600 C Shadow (VLX)		99-07	296	16	1332	44	525	120	



Steel Specs-Rear Sprockets: Made in Japan C50 Steel.

Steel Specs-Front Sprockets: Made in Japan C50&SCM415 CHROMOLY.

			YEAR	FRONT SPROCKET		REAR SPROCKET		CHAIN	
				PART No	T	PART No	T	PITCH	LINKS
HONDA ROAD BIKES									
VT600 CD Shadow Deluxe			94-00	296	16	1332	44	525	120
VT600 CD/CD2 Shadow Deluxe			01-07	296	16	1332	44	525	120
XL600 RD,RE,RF		PD03	83-87	281	15	245/2	41	520	104
XL600 LM-F		PD04	85-87	281	15	245/2	40	520	106
XL600 RM-G		PD04	86-88	281	15	245/2	40	520	106
XL600 VH,VJ Transalp		PD06	87-88	293	15	300	47	525	118
XL600 V-J,K,L Transalp		PD06	88-90	296	15	300	47	525	118
XL600 V-M,N,P,R,S,T,V,W,X,Y Transalp		PD06	91-00	296	15	300	47	525	120
CB650 Z,A,B		RC03	79-81	338	16	284	40	50	102
CB650 C		RC05	81-82	338	16	284	40	50	104
CB650 CA,CB		RC05	81-82	338	16	284	39	50	104
CB650 CA,CB				338	17	284	37	50	104
CB650 LC				338	17	284	38	50	
CB650 SC Night Hawk			80-81	338	16	284	39	50	106
CB650 Night Hawk			82-83	338	17	284	38	50	104
FMX650		RD12	05-08	308	14	245/3	42	520	110
FX650 Vigor		RD09	99-01	308	14	245/3	43	520	108
NT650 K Hawk GT			90-91	296	16	1311	44	525	112
NTV650 J BRO'S			88-91	296	16	1332	43	525	112
NTV650 K2 BRO'S			88-91	296	16	1311	43	525	112
NX650 J Dominator		RD02	88	306	15	245/3	45	520	108
NX650 K,L Dominator		RD02	89-90	308	15	245/3	45	520	108
NX650 M,N,P,R Dominator		RD02	91-94	308	15	245/3	47	520	110
NX650 S,T,V,W,X,Y,R-1 Dominator		RD08	95-01	308	15	245/3	46	520	110
SLR650 V,W		RD09	97-98	308	15	245/3	43	520	110
SLR650 X,Y			97-98	308	14	245/3	43	520	110
SLR650 X,Y			99-01	308	14	245/3	43	520	110
XL650 V Transalp		RD10,RD11	01-07	296	15	300	48	525	118
XR650 Africa Twin		PD03	88-90	296	16	300	49	525	124
VF700 F Interceptor			84-85	339	16	1334	44	50	110
VFR700 F Interceptor			86-88	339	16	1334	45	50	110
XL700 VVA-8,9 Transalp		RD13	08-09	296	15	300	47	525	118
CB750 K1-K6			71-76	288	18	284	48	50	104
CB750 K7			77	331	15	333	41	630	88
CB750 F,F1 (4 in 1)			77	288	17	284	48	50	102
CB750 F2 sohc			77	331	15	333	41	630	88
CB750 F2 (4 in 1)			78	331	15	333	43	630	88
CB750 KZ,FZ		RC01	79-80	330	15	333	38	630	90
CB750 F-B (4 Speed)				339	18	284	46	50	108
CB750 F-A,B,C,D, (5 Speed)			80-82	339	18	1334	46	50	108
CB750 CB		RC06	80-81	339	18	284	39	50	104
CB750 F2C,F2D				339	18	1334	46	50	108
CB750 F Bol d'Or				339	18	1334	46	50	108
CB750 SC Night Hawk			82	339	16	1334	46	50	108
CB750 CA,CB				339	17	298	40	50	108
CB750 CA,CB,CDB Custom				339	18	1334	41	50	106
CB750 Custom				339	18	284	45	50	106
CB750 M-NAS Night Hawk		RC39		1332	15	1332	38	525	110
CB750 F2N,F2T				1332	15	1332	39	525	112
CB750 F2-N,P,R,S,T,V,W,X,Y		RC42	92-00	1332	15	1332	40	525	112
CB750 F2-1			01-03	1332	15	1332	40	525	112
CB750 Nighthawk			91-03	1332	14	1332	38	525	110
CB750 KA,KB				339	16	298	40	50	108
CBR750 FH,FJ Super Aero		RC27		339	15	1334	45	50	116
CBX750 FE,FG,F2G		RC17	84-86	339	16	1334	45	50	114
NR750		NC40	92		16		40	525	108



Steel Specs-Rear Sprockets: Made in Japan C50 Steel.

Steel Specs-Front Sprockets: Made in Japan C50&SCM415 CHROMOLY.

				FRONT SPROCKET		REAR SPROCKET		CHAIN		
				YEAR	PART No	T	PART No	T	PITCH	LINKS
HONDA ROAD BIKES										
RVF750 R	RC45			94-98	1332	17	312	40	525	108
VF750 FD,FE,FF	RC15			83-85	339	17	1334	44	50	110
VF750 F				96	333	16	1334	39	50	120
VF750 C Magna	RC43			94-98	333	16	1334	40	50	118
VF750 C Magna				99-04	333	16	1334	40	50	118
VF750 CD/2 Magna Deluxe				95-04	333	16	1334	40	50	118
VFR750 FG,FH,FJ,FK	RC24			86-89	333	16	1334	45	50	110
VFR750 FJ,FK	RC24	France		88-89	333	16	1334	46	50	112
VFR750 RJ,RK,RL,RM	RC30			88-92	313	16	312	40	525	106
VFR750 FL,FM,FN,FP,FR,FS,FT	RC36			90-96	333	16	343	43	50	112
VFR750 FV,FW	RC36			97-98	333	16	343	43	50	112
VLX750 Shadow	RC44	Greece			1372	17	1304	42	525	122
VT750 C,CD Shadow				98-03	1372	17	1304	41	525	122
VT750 CD2 Shadow Deluxe				98-03	1372	17	1304	41	525	122
VT750 C2 Shadow				00-03	1372	17	1304	41	525	122
VT750 C Shadow				04-07	1372	17	1304	41	525	122
VT750 DC Shadow Spirit				01-07	1372	17	1304	42	525	122
VT750 DC Black Widow				00-03	1372	17	1304	41	525	122
XR750 Africa Twin	RD04			90-92	314	16	1332	46	525	124
XR750 Africa Twin	RD07			93-03	314	16	1332	45	525	124
VFR800 F1-W,X	RC46			98-99	339	17	343	43	50	108
VFR800 F1-Y,1 PGM & CBS	RC46			00-01	339	17	343	43	50	108
VFR800 F1-2,3,4,5,6,7,8,9 VTEC	RC46			02-09	339	16	1342	43	50	110
VFR800 F1-2,3,4,5,6,7,8,9 VTEC (ABS)	RC46			02-09	339	16	1342	43	50	110
CB900 F-A,B,C,D				79-82	339	17	1334	44	50	106
CB900 F2B,F2C,F2D				83-84	339	17	1334	44	50	106
CB900 Bol d'Or				79-82	339	17	1334	44	50	106
CB900 F Hornet				02-06	333	16	302	43	50	114
CBR900 RR N,P,R,S Fire Blade	SC28			92-95	333	16	302	42	50	108
CBR900 RR T,V,W,X Fire Blade	SC33			96-99	1370	16	1304	42	525	108
CBR900 RR T,V,W,X Fire Blade		USA		96-99	1370	16	1304	43	525	108
CBR900 RR Fire Blade <<< 520 Chain Conversion				92-99	1269	16	1303	42	520	108
CBR900 RR Y,1,2,3 Fire Blade	SC44,SC50			00-03	333	16	1306	42	50	108
CBR900 RR Y,1,2,3 Fire Blade <<< 520 Chain Conv				00-03	1269	16	1308	42	520	108
CBR929 RR Fire Blade		USA		00-01	333	16	1306	43	50	108
CBR929 RR Fire Blade <<< 520 Chain Conversion		USA		00-01	1269	16	1308	43	520	108
CBR954 RR Fire Blade		USA		02-03	333	16	1306	43	50	108
CBR954 RR Fire Blade <<< 520 Chain Conversion		USA		02-03	1269	16	1308	43	520	108
CB1000 FP,FR,FS,FT,FV,FW BIG 1	SC30			93-98	339	17	1334	42	50	116
CB1000 R-8,9				08-09	333	16	1342	44	50	116
CB1000 RA-8,9 (ABS)				08-09	333	16	1342	44	50	116
CBF1000 F/FA-6,7,8,9	SC58			06-09	333	16	302	43	50	120
CBR1000 FH,FJ	SC21			87-88	339	17	1334	43	50	114
CBR1000 FK,FL,FM,FN	SC24			89-92	339	17	1334	42	50	114
CBR1000 FP,FR, FS	SC24			93-95	339	17	1334	42	50	114
CBR1000 FT,FV,FW,FX,FY	SC24			96-00	339	17	1334	41	50	114
CBR1000 RR-4,5 Fireblade	SC57			04-05	333	16	1306	40	50	114
CBR1000 RR-4,5 Fireblade << 520 Chain Conversion				04-05	1269	16	1308	40	520	114
CBR1000 RR-6,7 Fireblade	SC57			06-07	333	16	1306	42	50	114
CBR1000 RR-6,7 Fireblade << 520 Chain Conversion				06-07	1269	16	1308	42	520	114
CBR1000 RR-8,9 Fireblade	SC59			08-09	333	16	1306	42	50	116
CBR1000 RR-8,9 Fireblade << 520 Chain Conversion				08-09	1269	16	1308	42	520	116
CBR1000 RR 10										
CBX1000 ZA (CB 1)	SC03			78-79	335	15	336	35	630	86
CBX1000 A ProLink				80	340	18	1334	42	50	102
CBX1000 B,C ProLink	SC06			80-82	340	18	1334	42	50	108



Steel Specs-Rear Sprockets: Made in Japan C50 Steel.

Steel Specs-Front Sprockets: Made in Japan C50&SCM415 CHROMOLY.

		YEAR	FRONT SPROCKET		REAR SPROCKET		CHAIN		
			PART No	T	PART No	T	PITCH	LINKS	
HONDA ROAD BIKES									
RC51 (RVT1000R)	USA	00-06	333	16	1306	40	50	104	
RC51 (RVT1000R) <<< 520 Chain Conversion	USA	00-05	1269	16	1308	40	520	104	
VF1000 FE		84	339	17	1334	43	50	110	
VF1000 FF,F2F	SC15	84-85	339	17	1334	43	50	114	
VF1000 RE,RF,RG	SC16	84-86	339	17	1334	43	50	110	
VTR1000 F Superhawk	USA	98-04	333	16	302	41	50	102	
VTR1000 F-V,W,X,Y,1,2,3 Fire Storm	SC36	97-03	333	16	302	41	50	102	
VTR1000 F-4,5 Fire Storm	SC36	04-05	333	16	302	41	50	102	
VTR1000 SP-1	SC45	00-01	333	16	1306	40	50	104	
VTR1000 SP-1 <<< 520 Chain Conversion		00-01	1269	16	1308	40	520	104	
VTR1000 SP-2	SC45	02-06	333	16	1306	40	50	106	
VTR1000 SP-2 <<< 520 Chain Conversion		02-06	1269	16	1308	40	520	106	
XL1000 V-X,Y,1,2,3,4,5,6,7,8,9 Varadero	SD01,SD02	99-09	1370	16	1304	47	525	112	
XL1000 V Varadero <<< 520 Chain Conversion		99-09	1269	16	1303	47	520	112	
CB1100 RB	SC05	81	339	17	1334	40	50	104	
CB1100 RC,RD	SC08	82-83	339	17	1334	39	50	104	
CB1100 F	SC11	83	339	17	1334	41	50	106	
CB1100 SF X-11	SC42	00-03	339	17	302	43	50	110	
CBR1100 XX-V,W,X,Y,1,2,3,4,5,6,7 Blackbird	SC35	97-07	339	17	302	44	50	110	
CB X-4	SC38	97-99	339	18	302	41	50	122	
CB1300 F-3,4,5,6,7,8,9	SC54	03-09	339	18	302	39	50	114	
CB1300 S-6,7,8,9	SC54	06-09	339	18	302	39	50	114	

<<< : Modification down to lighter chain.

>>> : Modification up to heavier chain.

HONDA NEW APPLICATIONS



Steel Specs-Rear Sprockets: Made in Japan C50 Steel.

Steel Specs-Front Sprockets: Made in Japan C50&SCM415 CHROMOLY.

	YEAR	FRONT SPROCKET		REAR SPROCKET		CHAIN		
		PART No	T	PART No	T	PITCH	LINKS	
HONDA OFF ROAD BIKES								
CR50	83-85	253	14	1214	47	420	108	
CRF50 F-4,5,6,7,8,9	04-09	1256	14	1213	37	420	78	
XR50	00-03	1256	14	1213	37	420	118	
CR60	85-86	253	14	1214	45	420	104	
CRF70 F-4,5,6,7,8,9	04-09	1256	15	1214	36	420	86	
XR70 RV,RW,RX	97-99	253	15	1214	36	420	86	
XR70 RY,R-1,R-2,R-3	00-03	1256	15	1214	36	420	86	
XR75 K1-K5	74-78	252	14	256	46	420	100	
CR80 RA	80	253	14	239	47	420	108	
CR80 RB	81	253	14	239	47	420	112	
CR80 RC	82	253	14	1214	47	420	114	
CR80 RD,RE	83-84	253	14	1214	49	420	116	
CR80 RF	85	253	15	215	49	420	114	
CR80 R2F	85	253	14	239	54	420	128	
CR80 RG	86	1256	15	215	49	420	114	
CR80 RG >>>> 428 Chain Conversion	86	1257	15	217	49	428	114	
CR80 R2G	86	1256	14	239	54	420	128	
CR80 RH,RJ,RK,RL,RM,RN,RP,RR,RS	87-95	1256	15	215	49	420	114	
CR80 R >>>> 428 Chain Conversion	87-95	1257	15	217	49	428	114	
CR80 RT,RV,RW,RX,RY,R-1,R-2	96-02	1256	15	215	49	420	116	
CR80 R >>>> 428 Chain Conversion	96-02	1257	15	217	49	428	116	
CR80 R2T,R2V,R2W Expert	96-98	1256	15	215	55	420	126	
CR80 R2X,R2Y,R2-1,R2-2 Expert	99-02	1256	15	215	55	420	126	
CR80 R Expert >>>> 428 Chain Conversion	96-02	1257	15	217	55	428	126	
CRF80 F-4,5,6,7,8,9	04-09	252	14	1214	46	420	110	
XR80 R-A,B,C,D,E	79-84	252	14	256	46	420	100	
XR80 R-F,G,H,J,K,L,M,N,P,R,S,T,V,X,Y	85-00	252	14	1214	46	420	110	
XR80 R-1,2,3	01-03	252	14	1214	46	420	110	
CR85 R-3,4	03-04	1256	15	215	50	420	116	
CR85 R-3,4 >>>> 428 Chain Conversion	03-04	1257	15	217	50	428	116	
CR85 R-5,6,7	05-07	1256	15	215	49	420	116	
CR85 R-5,6,7 >>>> 428 Chain Conversion	05-07	1257	15	217	49	428	116	
CR85 RB-3,4 Expert	03-04	1256	15	215	56	420	124	
CR85 RB-3,4 Expert >>>> 428 Chain Conversion	03-04	1257	15	217	56	428	124	
CR85 RB-5,6,7 Expert	05-07	1256	15	215	55	420	124	
CR85 RB-5,6,7 Expert >>>> 428 Chain Conversion	05-07	1257	15	217	55	428	124	
CRF100 F-4,5,6,7,8,9	04-09	274	14	1204	50	428	118	
XR100 R-F,G,H,J,K,L,M,N,P,R,S,T,V,W,X,Y	85-00	274	14	1204	50	428	118	
XR100 R-1,2,3	01-03	274	14	1204	50	428	118	
CR125 RZ	79	266	13		51	520	110	
CR125 RA,RB	80-81	266	13		51	520	110	
CR125 RC	82	266	13		51	520	112	
CR125 RD	83	266	13	210	51	520	112	
CR125 RE	84	266	13	210	51	520	112	
CR125 RF	85	266	13	210	51	520	114	
CR125 RG	86	268	13	210	51	520	114	
CR125 RH,RJ	87-88	326	13	210	51	520	114	
CR125 RK,RL,RM,RN,RP,RR,RS,RT	89-96	326	13	210	51	520	114	
CR125 RV	97	326	12	210	49	520	112	
CR125 RW,RX	98-99	326	13	210	51	520	114	
CR125 RY,R-1	00-01	326	13	210	52	520	114	
CR125 R-2	02	326	13	210	51	520	114	
CR125 R-3	03	326	13	210	52	520	116	
CR125 R-4,5,6,7	04-07	1323	13	210	52	520	116	
CRM125	90-93	327	14	604	38	520	106	
CRF150 F-3,4,5	03-05	327	13	210	48	520	112	



Steel Specs-Rear Sprockets: Made in Japan C50 Steel.

Steel Specs-Front Sprockets: Made in Japan C50&SCM415 CHROMOLY.

		YEAR	FRONT SPROCKET		REAR SPROCKET		CHAIN		
			PART No	T	PART No	T	PITCH	LINKS	
HONDA OFF ROAD BIKES									
CRF150 F-6,7,8,9		06-09	327	13	210	47	520	104	
CRF150 R-7,8,9		07-09	1310	15	215	50	420	120	
CRF150 RB-7,8,9		07-09	1310	15	215	56	420	126	
TLM200 RF			329	13		37	520	96	
TLM200 RH			329	13		34	520	94	
TLR200 D		83	329	13	1208	44	520	96	
TR200 Fatcat		86-87	1352	13	1207	39	520	100	
XR200 RA, RB		80-81	328	13	1977	48	520	102	
XR200 RC, RD		81-83	328	13	254	50	520	106	
XR200 RE, RF		84-85	328	13	245/2	50	520	108	
XR200 R		86-02	328	13	245/2	47	520	108	
XR200 RG, RH		86-87	287	13	245/2	46	520	108	
XR200 RL, RN		89-92	287	13	245/2	46	520	108	
XR200 RP, RR		93-94	287	13	245/2	48	520	108	
TLM220 RJ, RL			329	13		31	520	92	
CRF230 F-3,4,5,6,7,8		03-08	327	13	210	50	520	110	
CRF230 F-9		09	327	13	210	50	520	110	
CRF230 L-8,9		08-09	287	13	210	39	520	100	
CR250 RZ, RA		79-80	337	14		49	520	108	
CR250 RB, RC, RD		81-83	337	14		54	520	114	
CR250 RE, RF		84-85	337	14	210	51	520	114	
CR250 RG		86	285	14	210	51	520	114	
CR250 RH		87	285	14	210	53	520	116	
CR250 RJ, RK		88-89	284	14	210	51	520	116	
CR250 RL, RM		90-91	284	14	210	53	520	116	
CR250 RN, RP		92-93	284	13	210	49	520	112	
CR250 RR, RS		94-95	284	13	210	49	520	114	
CR250 RT, RV, RW, RX, RY, R-1, R-2		96-02	284	13	210	50	520	114	
CR250 R-3		03	284	13	210	48	520	114	
CR250 R-4		04	284	13	210	50	520	114	
CR250 R-5		05	284	13	210	49	520	116	
CR250 R-6,7,8		06-08	284	13	210	49	520	114	
CRF250 R-4,5,6,7,8,9		04-09	1323	13	210	51	520	114	
CRF250 R		10							
CRF250 X-4,5,6,7,8,9		04-09	1323	14	210	53	520	116	
CR250		97	284	13	210	49	520	114	
CRM250 K, K2, L		91	284	14	210	40	520	108	
CRM250 RK, RM			284	14	301	40	520	108	
CRM250 M, M2, N, P, R, S		91-95	1322	14	301	42	520	110	
CRM250 RP2			1322	14	210	42	520	110	
CRM250 AR		97-99	1322	14	210	42	520	110	
TLR250		85-87	1329	10		39	520	96	
TLR250 RG				14		43	520	98	
XR250 RC, RD		82-83	281	13	245/2	53	520	104	
XR250 RE, RF		84-85	328	13	245/2	50	520	108	
XR250 RG, RH		86-87	328	13	245/2	48	520	108	
XR250 RG, RH		86-87	287	13	245/2	48	520	108	
XR250 RJ, RK		88-89	327	13	245/2	48	520	108	
XR250 RL, RM, RN, RP, RR, RS		90-95	327	13	301	48	520	108	
XR250 RL, RM, RN, RP, RR, RS		90-95	327	13	301	40	520		
XR250 RT, RV, RW, RX, RY, R-1, R-2, R-3, R-4		96-04	1321	13	210	48	520	106	
XR250 L		91-96	327	13	260	40	520	104	
XR250 S		96	1321	13	210	39	520		
XR250 III S (Baja)		96	1321	13	210	39	520		
XR350 RD, RE		83-84	287	14	245/2	42	520	104	
XR350 RF, RG, RH		85-87	1336	14	245/2	42	520	106	



Steel Specs-Rear Sprockets: Made in Japan C50 Steel.

Steel Specs-Front Sprockets: Made in Japan C50&SCM415 CHROMOLY.

	YEAR	FRONT SPROCKET		REAR SPROCKET		CHAIN		
		PART No	T	PART No	T	PITCH	LINKS	
HONDA OFF ROAD BIKES								
XR400 RT,RV,RW,RX,RY,R-1,R-2,R-3,R-4	96-04	1322	15	210	45	520	108	
CR450 RB	81	337	14	210	54	520	116	
CRF450 R-2,R-3	02-03	284	13	210	50	520	114	
CRF450 R-4,5,6,7,8,9	04-09	284	13	210	48	520	114	
CRF450 R	10	284	13	210	51	520	114	
CRF450 X-5,6,7,8,9	05-09	284	13	210	51	520	114	
CR480 RC,RD	82-83	337	14	210	54	520	118	
CR500 RE,RF	84-85	337	14	210	51	520	116	
CR500 RG,RH	86-87	285	14	210	51	520	116	
CR500 RJ,RK,RL,RM	88-91	284	14	210	51	520	116	
CR500 RN,RP,RR,RS,RT,RV,RW,RX,RY,R-1	92-01	284	14	210	49	520	114	
XR500 SA,SZ	79-80	281	14	245/2	48	520	104	
XR500 RB,RC	81-82	281	14	245/2	48	520	104	
XR500 RD,RE,RF	83-85	281	14	245/2	48	520	108	
XR600 RF,RG,RH	85-87	281	14	245/2	48	520	110	
XR600 RJ,RK,RL	88-90	281	14	245/3	50	520	112	
XR600 RM,RN,RP,RR,RS,RT,RV,RW,RX,RY	91-00	1309	14	301	48	520	110	
XR600 RP,RR	93-94	1309	14	301	40	520	108	
XR650 LP,LR,LS,LT,LV,LW,LX,LY,L-1,2,3,4,5,6,7,8,9	93-09	1309	15	301	45	520	110	
XR650 RY,R-1,R-2,R-3,R-4,R-5,R-6,R-7	00-07	1307	14	210	48	520	110	

HONDA NEW APPLICATIONS



Steel Specs-Rear Sprockets: Made in Japan C50 Steel.

Steel Specs-Front Sprockets: Made in Japan C50&SCM415 CHROMOLY.

	YEAR	FRONT SPROCKET		REAR SPROCKET		CHAIN		
		PART No	T	PART No	T	PITCH	LINKS	
HONDA THREE WHEELS								
ATC70	76-81	253	14	256	35	420	72	
ATC70	82-85	252	13	256	36	420	72	
ATC90 K1,K2,K3	73-78		15		49	428	86	
ATC110	79-85		15		49	428		
ATC125 M	84-85		14		49	428	92	
ATC125 M	86-87		12		48	428	96	
ATC185	80	1325	11		47	520	90	
ATC185 S	81-82	1325	11		41	520	82	
ATC185 S	83	1325	11		41	520	82	
ATC200	81-82	1325	11		47	520	90	
ATC200 E Big Red	82		11		47	520	90	
ATC200	83	1325	11		47	520	90	
ATC200 E Big Red	83		11		47	520	90	
ATC200 M	84-85	1325	11		47	520	92	
ATC200 S	84-86	1325	11		43	520	84	
ATC200 X	83-85	1329	12	1353	40	520	88	
ATC200 X	86-87	1352	13	1354	38	520	86	
ATC250 R	81-82	1350	13		44	520	84	
ATC250 R	83-84	337	13		42	520	90	
ATC250 R	85	337	13		39	520	96	
ATC250 R	86	337	13	1350	39	520	96	
ATC350 X	85	1336	13	1351	40	520	90	
ATC350 X	86	1336	13	1352	40	520	90	



































HONDA FOUR WHEELS								
TRX70	86-87	252	13	256	36	420	72	
TRX90 Fourtrax	93-08	277	13	1355	50	428	98	
TRX90 X	09	277	13	1355	50	428	98	
TRX125 Fourtrax	85-86		13	1355	50	428	92	
TRX125 Fourtrax	87-88		12	1355	48	428	94	
TRX200 SX Fourtrax	86-88	1324	12		42	520	80	
TRX200 Fourtrax / D Fourtrax Type II	90-97	1324	12	1486	42	520	88	
TRX250 R	86-87	337	13	1350	39	520	96	
TRX250 R	88-89	337	13	1350	38	520	92	
TRX250 X/R	87-92	1352	13	1350	38	520	86	
TRX300 EX Fourtrax	93-08	1352	13	1350	38	520	86	
TRX300 X	09	1352	13	1350	38	520	86	
TRX400 EX Sportrax	99-04	1322	15	1350	38	520	92	
TRX400 EX Sportrax	05-08	1309	14	1350	39	520	94	
TRX400 X	09	1309	14	1350	39	520	94	
TRX450 R	04-05	284	14	1350	38	520	94	
TRX450 R/ER (Elec Start & Kick Start)	06-08	284	13	1350	38	520	96	
TRX450 ER (Elec Start)	09	284	13	1350	38	520	96	
TRX700 XX	08-09	284	14		37	520		

HONDA NEW APPLICATIONS								



Steel Specs-Rear Sprockets: Made in Japan C50 Steel.

Steel Specs-Front Sprockets: Made in Japan C50&SCM415 CHROMOLY.

		YEAR	FRONT SPROCKET		REAR SPROCKET		CHAIN		
			PART No	T	PART No	T	PITCH	LINKS	
KAWASAKI ROAD BIKES									
AE50		82-83	249	13	801	49	420	116	
AE50			249	13	801	46	420	116	
AR50 A1,C2-C10		81-98	249	13	801	49	420	116	
AE80 A1-B1		81-89	249	15	801	43	420	114	
AR80 C1-C5		82-87	249	14	801	43	420	114	
AR80 C6-C8		88-92	249	15	801	43	420	114	
AE/AR 80			249	15	801	41	420	114	
AE/AR 80			249	15	801	43	420	118	
AE80		81-82	249	16	801	41	420	114	
AR80		81-82	249	15	801	41	420	114	
KM90 A6		77	418	14	802	37	428	98	
KC100			418	14	810	37	428	104	
KC100 C1-C4		80-86	418	14	802	37	428	104	
KE100 A		79-81	417	15	802	42	428	110	
KE100 B1-B20		82-01	418	15	802	39	428	112	
KE100		80-	418	14	802	46	428	112	
KH100 A2-A4 (EL)		78-81	418	14	802	39	428	106	
KH100 G2-G4 (EX)		80-83	418	14	802	37	428	106	
KH100 G5-G8 (EX) (6 Holes)		84-92	418	14	458	37	428	106	
KH100 G9,G10 (EX) (6 Holes)		93-94	418	14	458	36	428	106	
KH100 ES		77-	418	14	802	43	428	108	
KM100 A4-A6		78-82	418	14	802	37	428	110	
KV100 A8-A12,B11-B14		77-88	418	15	802	42	428	110	
KZR100			505	14	802	47	428	108	
MAX100			249	15	801	39	420	100	
Modenas 100			505	13	802	44	428		
Modenas 100			505	14	802	47	428		
KLX110 A1		02	249	14	801	37	420	88	
KLX110 A2,A3		03-04	249	14	801	33	420	86	
KLX110 A4,A6F,A7F,A8F,A9F		05-09	249	14	801	33	420	86	
KLX110 CAF		10		13	801	38	420		
KLX110 DAF		10			801		420		
115 Kaze-R			505	13	802	44	428	108	
115 Kaze-R			505	14	802	42	428	108	
AR125 LC A1-A8,B1-B7		82-93	417	14	468	36	428	116	
AR125 LC B8		94	417	15	468	36	428	116	
BN125 A1-A8,A6F,A7F Eliminator		98-07	417	15	468	46	428	132	
BN125 A9F Eliminator		09	417	15	468	46	428	132	
KDX125 SR		90-99	417	15	459	52	428	132	
KE125 A4-A12		76-87	418	14	471	50	428	118	
KH125 A1-A4		77-82	418	14	810	47	428	112	
KH125 L1,K1-K10 (EX) (6Holes)		83-98	418	14	458	36	428	110	
KLX125 A1-A3,A6F		03-06	409	14	797	51	428	122	
KLX125 L B1-B3,B6F		03-06	409	14	797	57	428	130	
KMX125 A1-A5,B1-B12		86-03	417	14	463	48	428	124	
KS125			418	14	471	50	428	118	
Z125			1263	14	838	43	428	122	
KLX140 A8F,A9F		08-09		14	801	50	428	122	
KLX140L B8F,B9F		08-09		13	801	51	428	126	
KE175 B1-B3		76-78	418	14	471	45	428	118	
KE175 D1-D2		79-80	418	14	469	44	428	118	
KE175 D3-D5		81-83	418	14	469	44	428	116	
KS175			418	15	471	45	428	118	
KV175 A1-A9		81-89	1263	14	469	53	428	122	
KMX200 A2-A3		88-92	417	16	463	50	428	126	



Steel Specs-Rear Sprockets: Made in Japan C50 Steel.

Steel Specs-Front Sprockets: Made in Japan C50&SCM415 CHROMOLY.

	YEAR	FRONT SPROCKET		REAR SPROCKET		CHAIN	
		PART No	T	PART No	T	PITCH	LINKS
KAWASAKI ROAD BIKES							
Z200 A1-A6	77-83	569	15	473	40	520	98
BR250 A1	86	516	15			520	100
EL250 Chopper	88-90	516	14	1486	44	520	106
EL250 Eliminator Chopper	91-96	516	14	1486	44	520	114
EL 250 (EL252 F2)	97-03	516	14	1486	40	520	112
BJ Estrella 250 A2,A3,C2	95-97	512	15	487	38	520	102
BJ Estrella 250	98-00	512	15	487	38	520	102
EX250R Ninja F7F	07	516	14	486	45	520	106
EX250R Ninja J8F;J9F	08-09	1539	14	486	45	520	106
EX250R Ninja JAF	10	1539	14	486	45	520	106
GPZ250 C1,C2,C3 Belt Drive Conversion	83-85	424	15	476	35	50	98
GPZ250 R (EX250E1-E2)	86-87	516	14	486	42	520	104
GPX250 R (EX250F2-F4,F6-F19)	88-05	516	14	486	45	520	106
GPX250 R (EX250F,G,R-2)		516	14	486	45	520	106
KH250 S1,B3-B5	75-82	506	14	474	48	525	108
KL250 A1-A2	77-78	569	15	1458	40	520	96
KL250 A3-A4,C1-C2	79-85	569	14	475	40	520	96
KL250 D2-D6 (KLR250)	84-89	516	15	475	44	520	104
KL250 D7-D22 (KLR250)	91-05	516	15	475	44	520	104
KL250 G4-G7 Super Sherpa	00-03	569	14		43	520	102
KL250 G9F Super Sherpa	09	569	14		43	520	102
KLX250 R E1,E2,E3	91-95	569	14	460	42	520	108
KLX250 G1,G2	94-98	569	14	460	42	520	108
KLX250 R E1,E2,E3,G1	93-97	569	14	460	42	520	106
KLX250 R F1,F2,F3,F4	93-97	569	14	460	42	520	106
KLX250 R D1,D2,D3,D4	93-99	569	14	460	50	520	110
KLX250 S H6F,H7F	06-07	516	14	460	42	520	106
KLX250 S T9F	09	516	13	460	42	520	106
KLX250 S TAF	10	516	13	460	42	520	106
KLX250 SF W9F	09	516	13	460	39	520	104
KLX250 SF WAF	10	516	13	460	39	520	104
KR250 A1-A2	84-85			486	38	520	98
KR250 B2 (KR1)	89	516	15	472	40	520	106
KR250 C2-C3 (KR1S)	90-92	516	15	472	41	520	108
KV250 A3,A4	85-86	569	14	475	44	520	98
Z250 J1		513	15	476	35	50	98
Z250 A1-A2,B1	78-80	424	15	476	35	50	98
Z250 A3,A4,B2	81-82	513	15	476	35	50	98
Z250 C1-C2,G1-G2,LTD	81-83	569	15	473	37	520	102
ZXR250 C1,C2,C3,D1		516	14	472	48	520	110
ZZR250 (EX250)	90-03	516	14	486	47	520	108
KLX300 A2,A3,A4,A5,A6,A7 (KLX300R)	97-02	569	14	460	50	520	110
KLX300 A8,A9,A10,A6F (KLX300R)	03-06	565	14	460	50	520	110
KLX300 R B1	97	569	14	460	50	520	110
GPZ305 (EX305A1)	83	513	15	476	33	50	100
KH400 S3	76-77	508	15	476	41	50	104
KLX400 B1 (KLX400 R)	03	432	14	808	47	520	112
KLX400 A1 (KLX400 SR)	03	432	15	808	44	520	112
Z400 D1-D4 (2 Cyl)	74-79	509	15	476	44	50	100
Z400 B1-B2,G1,H, LTD (2 Cyl)	78-80	509	15	476	45	50	100
Z400 J1-J3 (4 Cyl) (KZ400J)	80-83	513	16	481	40	50	100
ZR400 A1,B1 (Z400F)	83-85	513	16	488	40	50	104
ZR400 C1,C2,C3,C4 Zephyr		512	16	486	41	520	108
ZX400 C2 (Z400F2)	84-87	512	16	1478	38	520	106
GPZ400 (KZ400M)	83	513	16	488	40	50	106
GPZ400	84-97	512	16	1478	42	520	106



Steel Specs-Rear Sprockets: Made in Japan C50 Steel.

Steel Specs-Front Sprockets: Made in Japan C50&SCM415 CHROMOLY.

	YEAR	FRONT SPROCKET		REAR SPROCKET		CHAIN		
		PART No	T	PART No	T	PITCH	LINKS	
KAWASAKI ROAD BIKES								
GPZ400	84-87	512	16	1478	38	520	104	
ZR400 D1 Xanthus		512	15	1490	46	520	108	
GPZ400 R (ZX400D)		512	15	486	39	520	102	
GPZ400 S (EX400A3,A4)		512	16	486	42	520	104	
GPX400 R (ZX400F)		512	15	1486	40	520	102	
ZZR400 (ZX400K1,K2,K3)		513	14	499	49	50	112	
ZZR400 (ZX400M)		513	15	499	52	50	114	
ZZR400 (ZX400N1,N2,N3)		513	15	499	52	50	114	
ZXR400 H2,L1-L9 (ZX-4)	88-02	512	15	478	45	520	110	
ZX-4 (ZX400G)	87-88	512	15	1490	44	520	106	
ZXR400 R (ZX400H1)	89-90	512	15	1490	45	520	108	
ZXR400 R (ZX400J1)		512	16	1490	44	520	108	
ZXR400 R (ZX400J2)		512	16	478	45	520	108	
Z440 C1/2	80-81	509	15	476	44	50	104	
Z440 C1/2	80-81	509	15	476	45	50	100	
Z440 C1/2 Fine Spline	80-81	513	15	476	44	50	104	
Z440 A1-A3, D4-D6, LTD	80-85	509	15	476	45	50	104	
Z440 H1/2		509	15	476	43	50	102	
Z440 H1/2 Fine Spline		513	15	476	43	50	102	
KLX450 R A8F,A9F	08-09	1565	13	460	50	520	114	
EN500 C1-C10 Vulcan	96-05	512	16	1490	42	520	110	
EN500 C6F,C7F,C8F,C9F Vulcan 500 Ltd	06-09	512	16	1490	42	520	110	
EN500 C1,C2 Classic	96-97	512	16		42	520	110	
ER500 A1,A2,A3,A4,C1,C2,C3,C4 (ER-5)	97-06	512	17	486	42	520	106	
ER-5 Twister (35ps) & (50ps)	99	512	17	486	42	520	106	
EX500 D6F,D7F,D8F,D9F Ninja 500R	06-09	512	16	486	41	520	104	
KH500	72-75	508	16	481	45	50	106	
KH500	72-75	508	15	481	42	50	106	
GPZ500 S (EX500A1-6)	87-93	512	16	486	42	520	104	
GPZ500 S (EX500D1-D12)	94-05	512	16	486	41	520	104	
GPZ500 R	88	513	15	479	42	50	104	
GPX500 R	88	513	15	479	42	50	104	
KLE500 A1-A6	91-96	512	16	487	44	520	108	
KLE500 A7-A14	97-05	512	17	487	46	520	110	
KLE500 B6F,B7F	06-07	512	17	487	44	520	110	
KLR500	88	516	15	487	47	520	106	
Z500 B1-B2	79-80	513	16	476	40	50	100	
Z500 B3 (6 Speed)	81	513	16	488	40	50	100	
ZZR500	90-96	519	15	499	48	50	110	
Z550 B1-B2	79-80	513	16	476	40	50	100	
Z550 A1-A3	80-83	513	16	481	40	50	100	
Z550 C1-C3,LTD	81-83	513	16	488	38	50	100	
ZR550 A1,A2 (Z550F)	80-83	513	16	488	38	50	104	
GPZ550 (Z550D1) Twin Shock	81	513	16	488	38	50	100	
GPZ550 (ZX550H1-H2) Unitrack	82-83	513	16	488	38	50	104	
GPZ550 (ZX550A1-A6) Unitrack	84-92	512	16	1478	38	520	104	
ZR550 B2-B8 Zephyr	91-00	512	16	486	38	520	106	
KLR600 (KL600A1,B1-B4)	84-90	516	15	477	43	520	104	
GPZ600 R (ZX600A1-A5)	85-89	513	15	479	39	50	102	
GPX600 R (ZX600C1-C3,C6-C10)	88-00	513	15	479	39	50	102	
ZZ-R600 (ZX600D1-D3)	90-92	519	15	499	45	50	110	
ZZ-R600 (ZX600E1-E12)	93-04	519	16	499	48	50	112	
ZZ-R600 (ZX600 J4,J6FJ7F)	05-07	1535	15	1489	40	525	108	
ZZ-R600 (ZX600 J8F)	08	1535	15	1489	40	525	108	
ZX-6R (ZX600 F1-F3) Ninja	95-97	1515	15	498	40	525	108	
ZX-6R (ZX600 F1-F3) Ninja << 520 Chain Conv	95-97		15	1490	40	520	108	



Steel Specs-Rear Sprockets: Made in Japan C50 Steel.

Steel Specs-Front Sprockets: Made in Japan C50&SCM415 CHROMOLY.

	YEAR	FRONT SPROCKET		REAR SPROCKET		CHAIN		
		PART No	T	PART No	T	PITCH	LINKS	
KAWASAKI ROAD BIKES								
ZX-6R (ZX600 G1-G2) Ninja	98-99	1535	15	1489	40	525	108	
ZX-6R (ZX600 G1-G2) Ninja << 520 Chain Conv	98-99	1307	15	1478	40	520	108	
ZX-6R (ZX600 J1-J2) Ninja	00-01	1535	15	1489	40	525	108	
ZX-6R (ZX600 J1-J2) Ninja << 520 Chain Conv	00-01	1307	15	1478	40	520	108	
ZX-6R (ZX600 P7F,P8F,P9F) Ninja	07-09	1536	16	478	43	520	112	
ZX-6R (ZX600 RAF) Ninja	10	1536	16	478	43	520	112	
ZX-6RR (ZX600 K1,M1) Ninja	03-04	1307	15	1478	40	520	108	
ZX-6RR (ZX600 N1) Ninja	05	1307	15	478	43	520	110	
ZX-6RR (ZX600 N6F) Ninja	06	1307	15	478	43	520	110	
ZX-6R (ZX636 A1P) Ninja	02	1535	15	1489	40	525	108	
ZX-6R (ZX636 A1P) Ninja << 520 Chain Conv	02	1307	15	1478	40	520	108	
ZX-6R (ZX636 B1,B2) Ninja	03-04	1307	15	1478	40	520	108	
ZX-6R (ZX636 C1,C6F,D6F) Ninja	05-06	1307	15	478	43	520	110	
ER-6f (EX650 A6F,A7F,A8F)	06-08	565	15	478	46	520	114	
ER-6f (EX650)	09	565	15	478		520		
ER-6n (ER650 A6F,A7F,A8F)	06-08	565	15	478	46	520	114	
ER-6n (ER650 C9F)	09	565	15	478	45	520	114	
ER-6n (ER650 CAF)	10	565	15		46	520	114	
EX650 A6F,A7F,A8F Ninja 650R	06-08	565	15	478	46	520	114	
EX650 C9F Ninja 650R	09	565	15	478	45	520		
EX650 CAF Ninja 650R	10	565	15		46	520	114	
KLR650 (KL650A1-A3)	87-89	516	15	487	43	520	106	
KLR650 (KL650B1) Tengai	89-90	516	15	487	43	520	106	
KLR650 (KL650B2-B3) Tengai	90-92	511	15	487	43	520	106	
KLR650 (KL650A4-A19,A6F,A7F,E8F,E9F,EAF)	90-10	511	15	487	43	520	106	
KLR650 C1-C8	95-03	511	15	487	42	520	106	
KLX650 C1-C4	93-96	511	15	487	43	520	112	
KLX650 R A1,A2,A3,D1	93-96	511	14	460	49	520	110	
KLX650 R	99-01	511	15	487	43	520	112	
W650 A1,C1 (EJ650)	99-01	520	15	498	39	525	104	
W650 C4,C5 (EJ650)	02-05	520	15	498	39	525	104	
W650 (EJ650)	06							
Z650 B1-B3,F1	79	513	16	481	42	50	102	
Z650 C1-C3	78-79	513	16	488	42	50	102	
Z650 SR D2-D3	79-80	513	16	488	40	50	104	
Z650 F2-F4	79-83	518	13	501	34	630	84	
KLE650 A7F,A8F Versys	07-08	565	15	478	46	520	114	
KLE650 A9F Versys	09	565	15	478	46	520	114	
KLE650 CAF Versys	10							
H2 A,B,C 750		508	16	482	47	50	120	
GPX750 R (ZX750F1-F3)	86-88	513	16	502	47	50	112	
GPZ750 (Z750 L3-L4 Sport)	82-87	518	13	501	33	630	88	
GPZ750 (Z750R1)	82	518	13	501	33	630	88	
GPZ750 (ZX750A1-A5) Unitrack	83-89	514	15	501	38	630	94	
GPZ750 Turbo (ZX750 E1-E2)	84-85	518	15	501	46	630	98	
GPZ750 R (ZX750 G2-G3)	85-88	517	16	502	49	50	112	
Z750 B1-B4,Y1,Y2,LTD (2 Cylinders)	78-82	513	16	488	38	50	106	
Z750 C3		518	13	501	33	630	88	
Z750 E1	80	518	13	501	33	630	84	
Z750 H1-H3,LTD	80-82	518	13	501	32	630	88	
Z750 L1-L2	81-82	518	13	501	33	630	84	
Z750 (ZR750 J1)	04-08	1538	15	478	43	520	112	
Z750 (ZR750)	09	1538	15	478	43	520	112	
Z750 S (ZR750 S K1,K6F)	05-06	1538	15	478	43	520	112	
ZXR750 H1 (ZX)	89	519	16	499	46	50	112	
ZXR750 H2 (ZX)	90	519	16	488	46	50	112	



Steel Specs-Rear Sprockets: Made in Japan C50 Steel.

Steel Specs-Front Sprockets: Made in Japan C50&SCM415 CHROMOLY.

	YEAR	FRONT SPROCKET		REAR SPROCKET		CHAIN		
		PART No	T	PART No	T	PITCH	LINKS	
KAWASAKI ROAD BIKES								
ZXR750 J1,J2 (ZX)	91-92	519	16	488	45	50	110	
ZXR750 R K1 (ZX)	91-92	519	16	488	42	50	108	
ZXR750 R L1-L3 (ZX)	93-95	519	16	488	44	50	110	
ZXR750 R M1-M3 (ZX)	93-95	519	16	488	41	50	108	
ZX-7R (ZX750 P1-P8) Ninja	96-03	520	16	1489	43	525	110	
ZX-7RR (ZX750 N1-N2) Ninja	96-99	520	16	1489	42	525	108	
ZX-7RR (ZX750 N1-N2) Ninja <<< 520 Chain Conversion	96-99	512	16	1478	42	520	108	
ZR750 C1-C4 Zephyr	91-94	520	15	498	39	525	106	
ZR750 C5,D1,D2 Zephyr	95-99	1531	15	498	39	525	106	
ZR-7 (ZR750 F1-F5)	99-04	520	16	498	38	525	108	
ZR-7S (ZR750S H1-H3)	01-04	520	16	498	38	525	108	
VN 800 A1-A2	95-96	519	16	499	46	50	114	
VN 800 A3-A11 Vulcan	97-05	519	17	499	42	50	114	
VN 800 B1-B10 Classic	96-06	519	17	499	42	50	112	
VN 800 C1,C2,E1,E2,E3,E4,E5,E6F Drifter	99-06	519	17	499	40	50	112	
GPZ900 R A1-A3 (ZX) Ninja	84-86	517	17	502	50	50	114	
GPZ900 R A1-A6 (ZX) Ninja	84-89	517	17	502	49	50	112	
GPZ900 R A7-A12 (ZX) Ninja	90-96	517	17	502	48	50	112	
Z900 Z1,Z1A,Z1B	73-75	518	15	483	35	630	92	
Z900 A4	76	521	15	483	33	630	92	
ZX-9R (ZX900 B1-B4) Ninja	94-97	519	16	488	44	50	112	
ZX-9R (ZX900 C1-C2,E1-E2) Ninja	98-01	519	16	488	41	50	110	
ZX-9R (ZX900 F1-F2) Ninja	02-03	1537	16	1489	41	525	110	
Z1000 A1/4	77-78	521	15	501	33	630	92	
Z1000 H1		521	15	501	35	630	94	
Z1000 J1-J3	81-82	522	15	501	41	630	96	
Z1000 R2	83	522	15	501	41	630	98	
Z1000 K1,K2, LTD	81-82	522	15	501	39	630	96	
Z1000 D1 (Z1R)	78-80	521	15	501	33	630	92	
Z1000 (ZR1000 A1-A3,A6F)	03-06	1537	16	1489	42	525	112	
Z1000 (ZR1000 B7F,B8F)	07-08	1537	15	1489	40	525	110	
Z1000 (ZR1000)	09	1537	15	1489	40	525		
Z1000 (ZR1000 DAF)	10	1537	15		42	525	112	
GPZ1000 RX (ZX1000A1-A3)	86-89	524	15	500	40	632	94	
GPZ1000 RX (ZX1000 A1-A3) ## <<630 Chain Conv	86-89	526	15	506	40	630	94	
KLV1000	04-06	1537	17	1792	41	525	112	
KZ1000 P1-P20 Police	82-01	522	15	501	41	630	98	
KZ1000 P21 Police	02			488	46	50	116	
ZX10 (ZX1000 B1-B3) Tomcat	88-90	525	17	503	45	532	110	
ZX10 (ZX1000 B1-B3) Tomcat ## <<50 Chain Conv	88-90	527	17	502	45	50	110	
ZX-10R (ZX1000 C1-C2) Ninja	04-05	1537	17	1489	39	525	110	
ZX-10R (ZX1000 D6F,D7F) Ninja	06-07	1537	17	1489	40	525	108	
ZX-10R (ZX1000 E8F,E9F) Ninja	08-09	1537	17	1489	41	525	110	
ZX-10R (ZX1000 FAF) Ninja	10	1537	17	1489	41	525	110	
GPZ1100 (ZX1100 B1)	81	522	15	501	41	630	98	
GPZ1100 (ZX1100 B2)	82	522	15	501	40	630	98	
GPZ1100 A1-A3 (ZX) Unitrack	83-85	523	15	501	41	630	100	
GPZ1100 (ZX1100 E1-E3)	95-98	1529	17	502	45	50	112	
GPZ1100 (ZX1100 F1 ABS)	96-98	1529	17	502	45	50	112	
Z1100 R1	84-86	522	15	501	41	630	98	
ZR1100 A1-A4,B1 Zephyr	91-97	517	16	502	48	50	116	
ZR1100 (ZR1100 C1-C4,D1)	97-00	1529	17	502	45	50	110	
ZZ-R1100 (ZX1100 C1-C3)	90-92	528	17	502	45	50	110	
ZZ-R1100 (ZX1100 D1-D5)	93-97	517	17	502	45	50	110	
ZZ-R1100 (ZX1100 D6-D7)	98-99	517	17	502	44	50	110	
ZZ-R1100 (ZX1100 D8-D9)	00-01	517	17	502	45	50	110	



Steel Specs-Rear Sprockets: Made in Japan C50 Steel.

Steel Specs-Front Sprockets: Made in Japan C50&SCM415 CHROMOLY.

	YEAR	FRONT SPROCKET		REAR SPROCKET		CHAIN		
		PART No	T	PART No	T	PITCH	LINKS	
KAWASAKI OFF ROAD BIKES								
KDX50 A1-A3,A6F	03-06	563	13	1780	28	420	78	
KX60 A1-A2,B1-B19	83-03	546	13	464	44	420	104	
KX65 A1-A2	00-01	546	13	1465	46	420	108	
KX65 A1-A2 >>> 428 Chain Conversion	00-01	555	13	1466	46	428	108	
KX65 A3-A6,A6F,A7F,A8F,A9F	02-09	546	13	1465	47	420	110	
KX65 A3-A6,A6F,A7F,A8F,A9F >>> 428 Chain Conv	02-09	555	13	1466	47	428	110	
KD80 M1-M8	80-87	1263	14	802	39	428	98	
KD80 N1-N3	88-90	249	15		34	420	102	
KX80 B1-B2	79-80	546	14		48	420	112	
KX80 D1-D2	81-82	546	14		50	420	120	
KX80 E1	83	546	14	464	49	420	118	
KX80 E2	84	546	14	464	50	420	118	
KX80 E3	85	546	14	464	50	420	120	
KX80 G1-G2,H2	86-87	546	13	461	49	420	120	
KX80 G1-G2,H2 >>> 428 Chain Conversion	86-87	555	13	462	49	428	120	
KX80 J1-J2	86-87	546	13	461	54	420	126	
KX80 J1-J2 >>> 428 Chain Conversion	86-87	555	13	462	54	428	126	
KX80 N1	88	546	14	461	53	420	126	
KX80 N2,N3	89-90	546	13	461	54	420	126	
KX80 N2,N3 >>> 428 Chain Conversion	89-90	555	13	462	54	428	126	
KX80 L1	88	546	13	461	48	420	120	
KX80 L2	89	546	13	461	49	420	126	
KX80 L2 >>> 428 Chain Conversion	89	555	13	462	49	428	126	
KX80 L3	90	546	13	461	49	420	120	
KX80 L3 >>> 428 Chain Conversion	90	555	13	462	49	428	120	
KX80 R1-R7	91-97	546	13	461	49	420	118	
KX80 R1-R7 >>> 428 Chain Conversion	91-97	555	13	462	49	428	118	
KX80 W1-W2	98-99	546	14	461	50	420	124	
KX80 W1-W2 >>> 428 Chain Conversion	98-99	555	14	462	50	428	124	
KX80 W3	00	546	14	461	51	420	124	
KX80 W3 >>> 428 Chain Conversion	00	555	14	462	51	428	124	
KX80 T1-T7 Big Wheel	91-97	546	13	461	54	420	124	
KX80 T1-T7 Big Wheel >>>428 Chain Conversion	91-97	555	13	462	54	428	124	
KX80 Y1,Y2,Y3 Big Wheel	98-00	546	13	461	51	420	130	
KX80 Y1-Y3 Big Wheel >>>428 Chain Conversion	98-00	555	13	462	51	428	130	
KX85 A1-A5,A6F,A7F,A8F,A9F,AAF	01-10	546	14	461	50	420	120	
KX85 A1-A5,A6F,A7F-A9F,AAF >>> 428 Chain Conv	01-10	555	14	462	50	428	120	
KX85 B1,B2,B3,B4,B5 Big Wheel	01-05	546	13	461	51	420	130	
KX85 B1-B5 Big Wheel >> 428 Chain Conv	01-05	555	13	462	51	428	130	
KX100 J2,N1	87-88	546	14	461	53	420	126	
KX100 A1-A2	89-90	546	13	461	52	420	126	
KX100 B1-B6	91-96	546	13	461	54	420	124	
KX100 B1-B6 >>> 428 Chain Conversion	91-96	555	13	462	54	428	124	
KX100 B7	97	546	13	461	52	420	124	
KX100 B7 >>> 428 Chain Conversion	97	555	13	462	52	428	124	
KX100 B7 USA	97	546	13	461	54	420	124	
KX100 B7 >>> 428 Chain Conversion USA	97	555	13	462	54	428	124	
KX100 C1	98	546	13	461	51	420	124	
KX100 C1 >>> 428 Chain Conversion	98	555	13	462	51	428	124	
KX100 C2	99	546	14	461	49	420	124	
KX100 C2 >>> 428 Chain Conversion	99	555	14	462	49	428	124	
KX100 C2 USA	99	546	13	461	51	420	124	
KX100 C2 >>> 428 Chain Conversion USA	99	555	13	462	51	428	124	
KX100 C3	00	546	13	461	51	420	124	
KX100 C3 >>> 428 Chain Conversion	00	555	13	462	51	428	124	



Steel Specs-Rear Sprockets: Made in Japan C50 Steel.

Steel Specs-Front Sprockets: Made in Japan C50&SCM415 CHROMOLY.

	YEAR	FRONT SPROCKET		REAR SPROCKET		CHAIN		
		PART No	T	PART No	T	PITCH	LINKS	
KAWASAKI OFF ROAD BIKES								
KX100 D1-D5,D6F,D7F,D8F,D9F	01-09	546	13	461	51	420	124	
KX100 D1-D5,D6F,D7F,D8F,D9F >> 428 Chain Conv	01-09	555	13	462	51	428	124	
KX125 A3-A5	77-79	418	14	460	60	428	118	
KX125 A6	80	422	12	460	52	520	118	
KX125 A7	81	422	12	460	53	520	118	
KX125 B1	82	422	12	460	51	520	114	
KX125 B2	83	422	12	460	50	520	114	
KX125 C1	84	422	12	460	50	520	112	
KX125 D1	85	422	12	460	47	520	110	
KX125 E1-E2	86-87	422	12	460	47	520	112	
KX125 F1,G1	88-89	422	12	460	47	520	112	
KX125 H1-H2	90-91	422	12	460	48	520	112	
KX125 J1-J2	92-93	422	12	460	49	520	112	
KX125 K1-K2	94-95	1445	12	460	49	520	110	
KX125 K3-K4	96-97	1445	13	460	50	520	112	
KX125 K5	98	1445	12	460	48	520	112	
KX125 L1	99	1445	12	460	47	520	110	
KX125 L1	99	1445	12	460	48	520	112	
KX125 L2-L4	00-02	1445	12	460	49	520	110	
KX125 M1	03	1445	13	460	51	520	110	
KX125 M2,M3,M6F,M7F	04-07	1445	13	460	51	520	114	
KX125 M8F	08	1445	13	460	51	520	114	
KDX175 A1-A3,B1	79-82	422	13	460	52	520	118	
KDX175	Germany	422	12	460	50	520	118	
KDX200 A1	83	422	13	460	48	520	112	
KDX200 A2,A3,B1,B2,B3	84-85	569	13	460	48	520	112	
KDX200 C1,C2,C3,D1,D2	86-88	569	13	460	48	520	112	
KDX200 E1-E6	89-94	569	13	460	47	520	110	
KDX200 H1-H11,H6F	95-06	569	13	460	47	520	108	
KDX200 SR F1,F2,F3	89-91	569	14	460	45	520	112	
KDX200 SR F2,G3,G4,G5	Japan	90-93	569	460	45	520	110	
KDX220 R A4-A12	97-05	569	13	460	47	520	108	
KDX250 B1	82	507	14	460	50	520	110	
KDX250 B2	83	507	14	460	52	520	116	
KDX250 B3,C1,C2,C3	83-85	507	14	460	50	520	118	
KDX250 SR F1	Japan	91	569	460	45	520	110	
KDX250 SR F1,F2,F3	Australia	89-91	569	460	45	520	110	
KDX250 D1-D4,E1-E4	91-94	569	14	460	48	520	112	
KX250 A5	79	507	14	460	50	520	114	
KX250 A6	80	507	14	460	50	520	118	
KX250 A7	81	507	14	460	48	520	118	
KX250 B1	82	507	14	460	48	520	114	
KX250 C1-C2	83-84	507	14	460	50	520	114	
KX250 D1	85	507	14	460	50	520	112	
KX250 D2	86	507	14	460	48	520	114	
KX250 E1,F1,G1	87-89	569	14	460	47	520	114	
KX250 H1-H2	90-91	569	14	460	48	520	114	
KX250 J1-J2	92-93	569	14	460	49	520	114	
KX250 K1-K3	94-96	569	14	460	49	520	112	
KX250 K4-K5	97-98	569	13	460	49	520	114	
KX250 L1-L3	99-01	565	14	460	49	520	114	
KX250 L4,M1-M3	02-05	565	13	460	49	520	114	
KX250 R6F,R7F	06-07	565	13	460	51	520	116	
KX250 F N1,N2	08	565	13	460	51	520	114	
KX250 F T6F,T7F,T8F,W9F	04-05	430	13	460	48	520	114	
	06-09	1446	13	460	48	520	112	



Steel Specs-Rear Sprockets: Made in Japan C50 Steel.

Steel Specs-Front Sprockets: Made in Japan C50&SCM415 CHROMOLY.

	YEAR	FRONT SPROCKET		REAR SPROCKET		CHAIN		
		PART No	T	PART No	T	PITCH	LINKS	
KAWASAKI OFF ROAD BIKES								
KX250 F XAF	10		13	460	48	520	112	
KX420 A1-A2	80-81	507	14	460	48	520	118	
KX450 F D6F,D7F,D8F,E9F	06-09	1565	13	460	50	520	114	
KX450 F EAF	10		13	460	50	520	114	
KX500 A1	83	507	14	460	43	520	112	
KX500 A2,B1	84-85	507	14	460	46	520	112	
KX500 B2	86	507	14	460	48	520	114	
KX500 C1,D1	87-88	569	14	460	47	520	114	
KX500 E1-E16	89-04	569	14	460	47	520	114	
KAWASAKI THREE WHEELS								
KLT110 A1-A3	84-86	1501	12		50	428	100	
KLT200 A1,A2,A3	80-82	507	13		50	520	98	
KLT200 A4,A4A,B1	83	507	13	1411	50	520	98	
KLT200 C1,C2	83-84	507	13	1411	50	520	98	
KLT250 A1,A2	82-83	507	13	1411	50	520	98	
KLT250 C1,C2,C3 Prairie	83-85	507	13	1411	50	520	98	
KLT250 P1 Police	84	507	13	1411	50	520	98	
KXT250 A1,A2 Tecate	84-85	507	13	1478	42	520	90	
KXT250 B1 Tecate	86	507	13	1412	37	520	94	
KXT250 B2 Tecate	87	1502	13	1412	37	520	94	
KAWASAKI FOUR WHEELS								
KSF50 A1-A3,A6F (KFX50)	03-06	562	10		37	420	78	
KSF80 A1-A3,A6F (KFX80)	03-06	1407	10	1795	22	520	36	
KLF110 A1,A2 Mojave	87-88	1501	12	1410	50	428	100	
KLF110 B1,B2 Mojave	87-88	1501	12	1410	50	428	100	
KSF250 A1-A18 Mojave	87-04	1503	12	1414	43	520	90	
KXF250 A1,A2 Tecate	87-88	569	13	1413	39	520	96	
KEF 300 A1-A6 Lakota	95-00	1503	12	1414	43	520	100	
KEF 300 B1-B3 Lakota	01-03	1503	12	1414	43	520	100	
KSF400 A1-A3,A6F (KFX400)	03-06	1401	14	1826	40	520	112	
KSF450 B8,B9F ,BAF (KFX450 R)	08-10	1536	14	1415	38	520	94	

KAWASAKI NEW APPLICATIONS								



Steel Specs-Rear Sprockets: Made in Japan C50 Steel.

Steel Specs-Front Sprockets: Made in Japan C50&SCM415 CHROMOLY.

	YEAR	FRONT SPROCKET		REAR SPROCKET		CHAIN		
		PART No	T	PART No	T	PITCH	LINKS	
SUZUKI ROAD BIKES								
A50		563	14	801	37	420	106	
AC50	Norway	563	13	801	39	420	106	
AP50	France	563	12	801	38	420	106	
AP50		75-78	563	801	37	420	106	
APX50 Auto	France	-85	429	801	49	420	114	
APX50 Auto	France	85-89	429	801	49	420	118	
DR50		563	12	801	43	420	98	
ER21 50	France	563	14	801	49	420	114	
FM50 A Landy	Greece	80-98	429	801	32	420	94	
FR50		75-86	563	801	36	420	104	
GSX-R50 (RB50)		88	563	801	37	420	100	
GT50	France		563	801	32	420	96	
GT50 KB,KN,KX		77-80	563	801	47	420	112	
OR50 E-N,T		79-80	563	801	43	420	98	
PV50	Norway	92-	563	801	30	420	88	
RG50 EW1-4,EWH,EWWH,EWJ,EWCJ/L	Japan	90-91	413	801	43	420	126	
RV50	France		563	801	32	420	96	
RV50 C			563	801	32	420		
RV50 K,LM,A			563	801	38	420		
TS50 ER,K,N,T,X	Germany	79-81	563	801	50	420	114	
TS50 ERN,T,X,Z,K		80-84	563	801	49	420	114	
TS50 ER	Norway	80-83	563	801	54	420	116	
TS50 KC,KM		79	563	801	45	420	112	
TS50 KN		79	563	801	47	420	112	
TS50 W 2-4	SA11A Japan	86	413			420	120	
TSX50 (TS50XK-N,P,R)	Germany	92-96	413	801	54	420	126	
TSX50 (TS50XK-)		84-00	413	801	51	420	124	
ZR50 K-N,X		80-84	563	801	45	420	112	
ZR50 K/N (X1E)	Germany	79-81	563	801	45	420	110	
ZR50 X1	Norway	80-	562	801	44	420	112	
ZR50 SL	Norway	83-	563	801	47	420	112	
ZR50 SK	Norway	82	563	801	48	420	112	
ZR50 SK-E,F,X,H		84-88	563	801	46	420	112	
ZR50 SL GT Chopper	France		429	801	45	420	112	
ZRS 50 RG	France		429	801	46	420	112	
DR-Z70		09	428	13	33	428		
FR70		75-87	563	14	34	420	112	
FR80 B			563	14	801	34	420	104
FR80 N,Z,D			563	14	801	34	420	106
GT80 E,X3		81-82	428	14	802	40	428	110
GT80 L,X		81-82	428	14	802	38	428	110
RG80			428	15	802	43	428	112
RG80 C-F/M Gamma	NC11A Germany	85-94	425	15	810	49	428	130
RG80 Gamma		86-87	425	14	810	47	428	132
RG80		88-93	425	14	810	48	428	130
TS80 ER,X,Z		81-82	428	14	802	42	428	114
TS80 ER,X,Z	Germany	81-82	428	14	802	41	428	114
TS80 ER,X,Z	France	81-82	428	14	802	45	428	112
TSX80 E,G (TS80X)		84-85	425	14	802	42	428	120
TSX80 R-E,G,H (TS80X)	France	84-87	425	14	802	43	428	122
RV90 M,A,B		73-77	425	15	802	46	428	110
A100 All			425	14	802	37	428	108
DR100 K,L	Australia	89-90	426	13	804	42	428	112
GP100 C,UC		78-80	425	15	802	46	428	120
GP100 N,UN		79-80	425	15	802	46	428	120
GP100 UX,X,D,ED			425	15	802	46	428	120



Steel Specs-Rear Sprockets: Made in Japan C50 Steel.

Steel Specs-Front Sprockets: Made in Japan C50&SCM415 CHROMOLY.

	YEAR	FRONT SPROCKET		REAR SPROCKET		CHAIN		
		PART No	T	PART No	T	PITCH	LINKS	
SUZUKI ROAD BIKES								
GP100 UX		425	15	802	42	428	118	
GP100 ED,UD		425	15	802	42	428	118	
GT100	Norway	76	418	802	51	428	120	
TS100		73-77	416	809	44	428	114	
TS100 K,L,M		77-79	416	809	49	428	124	
TS100 ER-N,T,X		79-82	416	809	44	428	114	
TS100 ERZ		82-84	416	804	44	428	118	
TS100 ERZ		82-84	416	804	45	428	120	
TS100 ER	Norway	81-	418	809	49	428	122	
DR-Z110 K3,K4		03-04	249	801	33	420	86	
DR-Z110 K5		05	249	801	33	520	86	
B120		71-77	425	810	31	428	106	
RGV120	Greece		428	802	42	428	126	
DR125 S	SF42A	80-85	426	809	47	428	122	
DR125 S Raider	SF44A	85-94	409	809	53	428	134	
DR125 SE R/S/T/V/W/X/Y		94-00	409	809	53	428	134	
DR125 SM		08-09	1263	805	50	428	130	
DR-Z125 K3-K9		03-09	409	797	51	428	134	
DR-Z125 L K3-K8		03-09	409	797	57	428	134	
FL125 SDW Address		08-09	273	802	34	428		
GN125		92-98	426	810	42	428	114	
GN125	NF41A	92-98	426	810	41	428	114	
GN125 R (80 Kmh Version)	France	94-96	426	810	42	428	114	
GN125	Germany	97-99	410	810	41	428	124	
GN125		99-00	426	810	42	428	124	
GP125 All		80-89	425	810	41	428	118	
GS125 (Drum Brake)		79-82	426	810	42	428	116	
GS125 ES (Disc Brake)		83-96	426	810	43	428	116	
GS125 ES		97-00	426	810	43	428	124	
GS125	Germany	97-98	410	810	43	428		
GT125 M			425	810	47	428	124	
GT125 A,B,C,N,L		74-81	416	810	50	428	122	
GZ125 Marauder		98-06	410	1794	45	428	132	
GZ125 Marauder (80 Kmh Version)	Germany	98-06	410	1794	45	428	132	
RG125 UC-G,H,J,K,L,M,N (12BHP)		86-92	425	810	42	428	128	
RG125 FU-N,P,R Wolf	NF13B,E	92-94	425	1806	47	428	130	
RG125 FU-N,P,R Wolf >>> 520 Chain Conv	NF13B,E	92-94	422	1825	41	520		
RG125 FU-N Race Replica		92	425	1806	47	428	130	
RG125 FU-P,R,S,T Race Replica		93-96	425	1806	47	428	132	
RV125			425	810	50	428	124	
RV125 K3,K4,K5,K6,K7,K8 Van Van		03-08	425	1796	51	428	134	
RV125 K9 Van Van		09				428	134	
TS125 K,L,M,A,B,C		73-77	425	809	50	428	118	
TS125 C,ER-N,T,X		78-82	425	809	44	428	114	
TS125 ERZ		82-84	425	804	45	428	118	
TSX125 LC (TS125X) All		84-91	416	805	50	428	126	
TSR125 (TS125RK)	SF15A	89	425	805	50	428	130	
TSR125 (TS125R-L,M,N,P,R,S,T)	SF15A	90-96	425	805	50	428	130	
TSR125(TS125R-L/R) >>> 520 Chain Conv	SF15A	90-94	422	808	39	520	106	
TU125 XT		99-00	410	810	41	428	114	
VL125 Intruder LC		00-07	410	1806	56	428	142	
GT185		74-79	422	815	38	520	102	
TS185 All		79-84	422	811	39	520	96	
DR200S-G,H,J,K,M		86-91	432	811	46	520	112	
DR200SE-T,V,W,X,Y,K1,K2,K3,K4,K5,K6,K7,K8,K9		96-09	432	811	45	520	112	
GT200 EX (X5)		79-82	422	815	35	520	98	



Steel Specs-Rear Sprockets: Made in Japan C50 Steel.

Steel Specs-Front Sprockets: Made in Japan C50&SCM415 CHROMOLY.

	YEAR	FRONT SPROCKET		REAR SPROCKET		CHAIN		
		PART No	T	PART No	T	PITCH	LINKS	
SUZUKI ROAD BIKES								
SB200 N,X	79-81	422	12	815	35	520	98	
TSR200 (TS200 RM,RP)	90-92	1408	15	808	39	520	106	
DR250 L,M,N,P Off Road	90-93	432	13	808	49	520	110	
DR250 SE-P,R,S Off Road	93-95	432	14	822	42	520	108	
DR250 SE-P,R Off Road	93-94	432	14	822	47	520	108	
DR250 S-L,M,N,P	90-93	432	13	822	49	520	112	
DR250 S-Z,E,F,G,H	82-87	434	14	820	42	520	106	
DR250 S-Z,E,F,G,H	82-87	434	15	820	42	520	106	
DR250 S		434	15	820	42	520	102	
DR250 RS	95	432	14			520	108	
DR-Z250 K1,K2,K3,K4,K5,K6,K7	01-07	432	13	808	49	520	112	
GF250 D	88	434	13	1825	45	520	106	
GN250 All	82-99	434	15	819/2	41	520	100	
GS250 T	79-80	430	14	819	47	520	106	
GSF250 M,N,P Bandit	91-93	1439	13	823	49	520	116	
GSF250	95	432	13	823	49	520	116	
GSX250 ET,EX	80-82	430	14	819	47	520	104	
GSX250 ET,EX	80-82	430	14	819	46	520	104	
GSX250 ED,EZ Katana	82-84	430	15	826	47	520	110	
GSX250 E,ESZ,SZ,ED,EZ Katana	82-84	430	14	826	47	520	110	
GSX250 Katana (4 Cyl)	90-94	1439	13	823	49	520	116	
GSX250 FM,FN Acrosse	91-93	1439	13	823	49	520	110	
GSX-R250 RCH,RH,CJ,CK	87-89	1439	13	1825	47	520	108	
GSX-R250 RK	89	1439	14	822	48	520	112	
GT250 (X7)	79-85	430	15	819/2	41	520	102	
GT250 K,L,M	73-75	419	14	812	41	525	98	
GT250 A,B,C	75-78	419	14	812	43	525	98	
GZ250 Marauder	99-00	434	15	819/2	41	520	110	
GZ250 Marauder	04-09	434	15	819/2	41	520	110	
RG250 FG,CH,FH,FCH Gamma	86-88	436	14	819	39	520	110	
RG250 WD,WE Gamma	83-84	436	14	819	37	520	110	
RGV250 K,L Wolf	89-90	436	15	817	46	520	114	
RGV250 M,N,P,R,S,T	91-96	436	14	822	43	520	114	
RGV250 M,N,P,R	91-94	436	14	822	44	520	114	
RGV250		432	14	822	46	520	112	
T20 Super Six	68		14	812	44	525		
T20 Super Six <<<<< 520 Chain Conversion	68	422	14	1826	44	520		
TS250 A,B,C	75-79	433	15	813	40	525	104	
TS250 ERN,T	80-83	433	16	813	40	525	102	
TS250 K,L,M	73-75	419	15	812	41	525	104	
TSX250 LC (TS250X-E,F,G,H,J,K)	85-90	432	13	828	48	520	112	
TSX250 LC (TS250 XE)	85	432	13	828	47	520	102	
TV250 (RGV250 Wolf)	89-90	436	14	817	46	520	114	
TU250 X	98-00	434	15	819/2	41	520	110	
VL250 Intruder LC	00-04	434	15	1825	43	520	114	
DR350 S-L,M,N,P	90-93	432	14	822	43	520	108	
DR350 SE-R,S	94-95	432	15	822	41	520	110	
DR350 SE-T	96	432	15	808	41	520	108	
DR350 SE-V,W	97-98	432	15	808	43	520	108	
DR350 SE-X	99	432	15	808	44	520	110	
DR350 SE-T,V,W,X	96-99	432	15	808	41	520	108	
SG350 N Goose	91-92	432	14	1825	37	520	102	
SP370 C,N	77-80	434	15	820	42	520	102	
GT380 A,B,C	73-75	424	15	814	40	50	104	
GT380 K,L,M	75-78	424	15	814	40	50	104	
GT380		424	14	814	42	50	98	



Steel Specs-Rear Sprockets: Made in Japan C50 Steel.


















Steel Specs-Front Sprockets: Made in Japan C50&SCM415 CHROMOLY.

	YEAR	FRONT SPROCKET		REAR SPROCKET		CHAIN		
		PART No	T	PART No	T	PITCH	LINKS	
SUZUKI ROAD BIKES								
DR400 S,T,X,Z	80-83	434	16	822	44	520	108	
DR-Z400 E-K1,K2,K3,K4,K5,K6,K7	00-07	432	14	808	47	520	112	
DR-Z400 S-K1,K2,K3,K4,K5,K6,K7,K8,K9	00-09	432	15	808	44	520	112	
DR-Z400 SM-K5,K6,K7,K8,K9	05-09	432	15	808	41	520	110	
GN400 TT ,D,LX	80-82	434	16	1825	37	520	98	
GS400 B,C,EC,EN	77-79	513	16	814	45	50	104	
GS400 F	77-78	513	15	814	42	50	104	
GS400 LX	80	513	16	814	41	50	102	
GS400 LT	81	513	16	814	43	50	102	
GS400 E	GK54A Japan	565	15	823	42	520	110	
GSF400 L,M,N Bandit	GK75B	433	14	807	47	525	114	
GSF400 P,R Bandit		433	14	807	46	525	114	
GSX400 E,S (T,X)	Germany	80-81	513	15	814	44	50	110
GSX400 (2 Cyl)	France	84	513	16	814	44	50	110
GSX400 ED,EZ,S-Z,D,E,F,G,H	GK51/53C	82-87	513	16	814	45	50	110
GSX400 ES,ET,EX (2 Cyl)		80-83	513	15	814	44	50	104
GSX400 ES,ET,EX (2 Cyl)	Australia	80-83	513	15	814	45	50	104
GSX400 F-J,K,AK,L	GK74A Japan	88-90	433	14	807	49	525	114
GSX400 FWS D	GK71A	83-84	435	15	816	46	50	112
GSX400 FX,FZ,FD,FE		81-86	435	15	816	43	50	104
GSX400 R3,R3C (GSX-R400)	GK71F Japan	87	433	14	46	525	112	
GSX400 R3,R3C (GSX-R400) <<< 520 Chain	GK71F Japan	87	1439	14	1825	46	520	112
GSX400 R,RC,R2 (GSX-R400)	GK71B Japan	85	433	15	46	525	114	
GSX400 R,RC,R2 (GSX-R400) <<<520 Chain	GK71B Japan	85	1439	15	1825	46	520	114
GSX400 TX		81-85	513	16	814	43	50	104
GSX400 X Impulse	GK71E Japan	86	433	14	46	525	110	
GSX400 Impulse	GK79A Japan	94	433	14	807	48	525	116
GSX-R400 >>>>> 50 Chain Conversion	Japan	88-89	435	14	829	45	50	108
GSX-R400 J,RK,RAK	GK73A Japan	88-89	433	14	807	45	525	108
GSX-R400 RL,RM,RN	GK76A Japan	90-92	433	14	807	44	525	108
RF400	Japan		433	14	807	49	525	114
RG400 EW	HK31A Japan	87	433	15	814	41	525	106
RG400 EW <<<<< 520 Chain Conversion	HK31A Japan	87	512	15	1825	41	520	106
SP400		80	434	15	820	42	520	102
SV400	Japan		512	15	823	45	520	
GS425 N,EL,EN	79-80	513	16	814	45	50	104	
GS450 E/S-T,X	80-82	513	16	814	45	50	104	
GS450 E/S-E,F,G,H,J	84-88	513	16	814	45	50	110	
GS450 L-E,F,G,H	84-87	513	16	814	42	50	108	
DR500 S-X,Z	81-83	434	15	1825	45	520	106	
GS500 E-K,L,M,N,P (2 Cyl)	88-93	565	16	823	39	520	112	
GS500 E-R,S,T,V,W (2 Cyl)	94-98	516	16	823	39	520	112	
GS500 E-X,Y,K1,K2,K3,K4,K5,K6,K7	99-07	516	16	823	39	520	110	
GS500 F-K4,K5,K6,K7,K8,K9	04-09	516	16	823	39	520	110	
GT500	75-78	420	15	814	33	50	110	
RG500 Gamma	HM31A	86-89	513	16	824	40	50	106
GS550 B,N (Drum Brake)	77-79	513	15	814	50	50	110	
GS550 EC,EN,ET (Disc Brake)	78-82	513	15	816	50	50	110	
GS550 LN,LT,LX Chopper	79-81	513	15	816	50	50	110	
GS550 M-X,Z Katana	81-82	513	15	816	50	50	112	
GSX550 ED,EE,ES,EF,EG,EU	83-87	513	14	816	46	50	112	
GT550 A,B	76-77	424	15	814	36	50	106	
GT550 K,L,M	72-75	424	16	814	36	50	108	
DR600 S-SU,R,RU,F,G,H,J	SN41A	85-89	437	16	828	42	520	108
GSF 600 Bandit	95-99	513	15	829	47	50	110	
GSF 600 Bandit	00-04	513	15	829	47	50	112	



Steel Specs-Rear Sprockets: Made in Japan C50 Steel.

Steel Specs-Front Sprockets: Made in Japan C50&SCM415 CHROMOLY.

		FRONT SPROCKET		REAR SPROCKET		CHAIN		
		YEAR	PART No	T	PART No	T	PITCH	LINKS
SUZUKI ROAD BIKES								
GSF 600 S Bandit		95-99	513	15	829	47	50	110
GSF 600 S Bandit		00-04	513	15	829	47	50	112
GSF 600 S Bandit		95-02	513	15	829	48	50	112
GSR600 K6,K7,K8,K9		06-09	520	16	1792	48	525	114
GSX600 F,FJ,FUJ,FU2J		85-88	513	14	824	46	50	112
GSX600 F-K,L,M	GN72B	89-91	513	14	829	46	50	112
GSX600 F-N,P,R,S,T,V		92-97	513	14	829	45	50	112
GSX600 F-W,X,Y,K1,K2,K3,K4,K5,K6		98-06	513	15	829	47	50	118
GSX-R600 V		97	520	16	498	45	525	108
GSX-R600 W,X		98-99	520	16	498	45	525	108
GSX-R600 W,X,Y		98-00	520	16	498	46	525	108
GSX-R600 K1,K2,K3,K4,K5		01-05	520	16	1792	45	525	110
GSX-R600 K1,K2,K3,K4,K5 << 520 Chain Conversion		01-05	512	16	1793	45	520	110
GSX-R600 K6,K7,K8,K9		06-09	520	16	1792	43	525	114
GSX-R600 K6,K7,K8,K9 << 520 Chain Conversion		06-09	512	16	1793	43	520	114
RF600 RR/RS	GN76A	93-95	513	14	829	43	50	108
RF600 RT,RV		96-97	513	14	829	42	50	108
DL650 K4,K5,K6,K7,K8,K9 V-Strom		04-09	520	15	1792	47	525	116
DL650 K7,K8,K9 V-Strom ABS		07-09	520	15	1792	47	525	118
DR650 RSE-L,M,N,P,R,S	SP43/44B	90-95	437	16	828	42	520	114
DR650 SE-T,V,W,X,Y,K1,K2,K3,K4,K5,K6		96-06	1448	15	1791	41	525	110
DR650 SE-K7		07	1448	15	1791	42	525	110
DR650 SE-T,V,W,X,Y,K1,K2,K3,K4,K5,K6,K7,K8,K9	USA	96-09	1448	15	1791	42	525	110
GS650 E,S,XE	France		513	15	816	45	50	106
GSF650 K5,K6 Bandit		05-06	513	15	829	47	50	112
GSF650 K7,K8,K9 Bandit		07-09	520	15	807	48	525	118
GSF650 SA-K5,K6 Bandit		05-06	513	15	829	47	50	116
GSF650 SA-K7,K8,K9 Bandit		07-09	520	15	807	48	525	118
GSX650 F-8,9		08	520	15	807	48	525	118
GR650 X-D,E,F	GP51A	83-85	435	15	816	38	50	106
SV650 X,Y,K1,K2,K3,K4,K5,K6,K7,K8		99-08	520	15	807	45	525	110
SV650 S-X,Y,K1,K2,K3,K4,K5,K6,K7,K8		99-08	520	15	807	44	525	108
XF650 V,W,X,Y,K1,K2 Freewind		97-02	1448	15	1791	43	525	110
XN85 (650 Turbo)		83-86	513	16		38	50	112
SFV650 Gladius		09	565	15	823	46	520	112
DR750 S-J,UJ, Big	SR41B	88	438	15	1825	48	520	116
DR750 S-K, Big	SR41B	89	438	15	828	48	520	116
GT750 A,B		73-74	424	15	816	40	50	106
GT750 J,K		74-75	424	16	816	46	50	108
GT750 L,M		76-77	424	16	816	43	50	108
GS750 B,EC,EN,DC,DN,LN		77-82	518	15	818	41	630	96
GSX750 LT,LX,T,ET,EX,EZ,SZ		79-82	*518.15	15	818	41	630	96
GSX750 S,SS	GS75X Japan	84-85	513	16	816	43	50	110
GSX750 S-2,S2C	GS75X Japan	84-85	513	16	816	42	50	110
GSX750 SE,S3/4 Katana (pop-up h/light)	GR72A	84-86	513	14	816	43	50	114
GSX750 EE,ESD,ESE,EFE		80-89	513	14	816	43	50	114
GSX750 W,X,Y,K1,K2,K3 (Retro Style)		98-03	513	15	816	42	50	112
GSX750 F-K,L,M,N,P,R,S,T,V,W	GR78A	89-98	513	15	829	47	50	118
GSX750 F-X,Y,K1,K2,K3,K4,K5,K6		99-06	513	15	829	45	50	116
GSX-R750 R (GSX-R750)	GR71F Japan	87	513	14	829	42	50	106
GSX-R750 R2,RH,RR (GSX-R750)	GR71G Japan	87	513	14	829	42	50	110
GSX-R750 J	GR77C Japan	88	513	15	829	42	50	106
GSX-R750 K,AK	GR77C Japan	89-90	513	15	829	45	50	108
GSX-R750 L,M	GR7AC Japan	90-91	513	15	816	43	50	106
GSX-R750 F	GR75A	85	513	14	829	42	50	106
GSX-R750 G,HG,H,XH	GR75A	86-87	513	14	829	42	50	110



Steel Specs-Rear Sprockets: Made in Japan C50 Steel.

Steel Specs-Front Sprockets: Made in Japan C50&SCM415 CHROMOLY.

		FRONT SPROCKET			REAR SPROCKET		CHAIN	
		YEAR	PART No	T	PART No	T	PITCH	LINKS
SUZUKI ROAD BIKES								
GSX-R750 J,K Sling Shot	GR77B	88-89	513	15	829	44	50	108
GSX-R750 J,K Sling Shot	GR77B	88-89	513	15	829	45	50	108
GSX-R750 L,M Sling Shot	GR7AD	90-91	513	15	816	43	50	108
GSX-R750 WN,WP,WR,WS	GR7BD	92-95	513	15	816	42	50	108
GSX-R750 WN,WP,WR,WS <<<< 520 Chain	GR7BD	92-95	512	15	1825	42	520	108
GSX-R750 WT,WV SRAD		96-97	513	15	499	43	50	108
GSX-R750 WT,WV SRAD <<< 520 Chain Conv		96-97	512	16	1490	43	520	108
GSX-R750 WW,X Fuel Injection SRAD		98-99	520	16	498	44	525	110
GSX-R750 WW,X Fuel Injection SRAD <<<520 Chain		98-99	512	16	1490	44	520	110
GSX-R750 Y,K1,K2,K3 Fuel Injection SRAD		00-03	520	17	1792	42	525	110
GSX-R750 Y,K1,K2,K3 Fuel Injection SRAD <<< 520 Chain		00-03	512	17	1793	42	520	110
GSX-R750 K4,K5 Fuel Injection		04-05	520	17	1792	43	525	110
GSX-R750 K4,K5 Fuel Injection <<< 520 Chain Conv.		04-05	512	17	1793	43	520	110
GSX-R750 K6,K7,K8,K9		06-09	520	17	1792	45	525	116
GSX-R750 K6,K7,K8,K9 <<< 520 Chain Conversion		06-09	512	17	1793	45	520	116
DR800 S-K,L Big	SR43A/B	88-90	438	15	828	48	520	116
DR800 S-M,N,P Big	SR43B	91-93	438	15	828	47	520	116
DR800 S Big		99-00	438	15	828	47	520	116
DR800		94	1448	15	1821	47	525	116
VZ800 V,W,X,Y,K1,K2,K3,K4 Marauder		97-04	513	15	829	48	50	116
RF900 RR/RS/RS2/RT/RV/RW/RX		94-00	440	15	827	43	532	110
RF900 RR/RS/RS2/RT/RV/RW/RX ## << 50 Chain		94-00	513	15	816	43	50	110
RF900 RR/RS/RS2/RT/RV/RW/RX <<< 520 Chain		94-00	512	15	1825	43	520	110
DL1000 K2,K3,K4,K5,K6,K7,K8,K9 V-Strom		02-09	520	17	1792	42	525	112
GS1000 All		78-82	*518.15	15	818	42	630	96
GSX1000 All		82-84	*518.15	15	818	42	630	96
GSX-R1000 K1,K2,K3,K4,K5,K6		01-06	513	17	1800	42	50	110
GSX-R1000 K1,K2,K3,K4,K5,K6 << 525 Chain Conv		01-06	520	17	1792	42	525	110
GSX-R1000 K1,K2,K3,K4,K5,K6 << 520 Chain Conv		01-06	512	17	1793	42	520	110
GSX-R1000 K7,K8		07-08	513	17	1800	43	50	112
GSX-R1000 K7,K8 << 525 Chain Conv		07-08	520	17	1792	43	525	112
GSX-R1000 K7,K8 << 520 Chain Conv		07-08	512	17	1793	43	520	112
GSX-R1000 K9		09	423	17	479	42	50	114
GSX-R1000 K9 << 520 Chain Conv		09	1423	17	486	42	520	114
RE5		75-77	*518.15	15	818	42	630	96
SV1000 K3,K4,K5,K6,K7		03-07	513	17	1800	40	50	110
SV1000 S-K3,K4,K5,K6,K7		03-07	513	17	1800	40	50	108
TL1000 S-V,W,X,Y		97-00	513	17	499	38	50	104
TL1000 R-W,X,Y,K1,K2		98-02	513	17	499	39	50	104
GS1100 E-L,ES		80-83	*518.15	15	818	42	630	96
GS1100 E,ES		84-86	*518.15	15	818	42	630	102
GSX1100 SZ,SD Katana		81-85	*518.15	15	818	42	630	96
GSX1100 ET,EX			*518.15	15	818	42	630	96
GSX1100 EZ,ESD		80-85	*518.15	15	818	42	630	98
GSX1100 EF,EG		85-88	*518.15	15	818	42	630	102
GSX1100 F-J,K		88-89	440	15	827	52	532	118
GSX1100 F-J,K ## <<< 50 Chain Conversion		88-89	513	15	816	52	50	118
GSX1100 F-L,M,N,P,R,S,T		90-96	440	15	827	52	532	122
GSX1100 F-L,M,N,P,R,S,T ## <<< 50 Chain Conv		90-96	513	15	816	52	50	122
GSX-R1100 G,H,J		86-88	440	14	830	46	532	114
GSX-R1100 G,H,J ## <<< 50 Chain Conversion		86-88	513	14	829	46	50	114
GSX-R1100 G,H	Australia	86-87	440	14	830	47	532	114
GSX-R1100 G,H ## <<< 50 Chain Conversion	Australia	86-87	513	14	829	47	50	114
GSX-R1100 J	Germany	88	440	14	830	45	532	114
GSX-R1100 J ## <<< 50 Chain Conversion	Germany	88	513	14	829	45	50	114
GSX-R1100 K		89	440	15	827	48	532	114



Steel Specs-Rear Sprockets: Made in Japan C50 Steel.

Steel Specs-Front Sprockets: Made in Japan C50&SCM415 CHROMOLY.

	YEAR	FRONT SPROCKET		REAR SPROCKET		CHAIN		
		PART No	T	PART No	T	PITCH	LINKS	
SUZUKI ROAD BIKES								
GSX-R1100 K ## <<< 50 Chain Conversion	89	513	15	816	48	50	114	
GSX-R1100 K <<<< 520 Chain Conversion	89	308	15	1825	48	520	114	
GSX-R1100 L,M,WN	90-92	440	15	827	48	532	118	
GSX-R1100 L,M,WN ## <<< 50 Chain Conversion	90-92	513	15	816	48	50	118	
GSX-R1100 L,M,WN <<<< 520 Chain Conversion	90-92	308	15	1825	48	520	118	
GSX-R1100 WP,WR	93-94	440	15	827	42	532	114	
GSX-R1100 WP,WR ## <<< 50 Chain Conversion	93-94	513	15	816	42	50	114	
GSX-R1100 WP,WR <<<< 520 Chain Conversion	93-94	308	15	1825	42	520	114	
GSX-R1100 WS/WT/WV/MW	95-98	440	16	827	44	532	116	
GSX-R1100 WS/WT/WV/MW ## <<< 50 Chain Conv	95-98	513	16	816	44	50	116	
GSX-R1100 WT/WV France	96-97	440	15	827	42	532	116	
GSX-R1100 WT/WV ## <<< 50 Chain Conversion France	96-97	513	15	816	42	50	116	
GSF1200 T,V,W,X,Y,K1,K2,K3,K4,K5 Bandit	95-05	513	15	816	45	50	110	
GSF1200 K6 Bandit	06	513	15	1800	45	50	116	
GSF1200 S-T,V,W,X,Y,K1,K2,K3,K4,K5 Bandit	95-05	513	15	816	45	50	110	
GSF1200 SA-K6 Bandit	06	513	15	1800	45	50	116	
GSX1200 Inazuma	99-00	513	15	816	44	50	112	
GSF1250 K7,K8,K9 Bandit (ABS)	07-09	513	18	1800	43	50	118	
GSF1250 S-K7,K8,K9 Bandit (ABS)	07-09	513	18	1800	43	50	118	
GSF1250 S Bandit (ABS)	10							
GSX1250F	10							
GSX1300 K8 BK B-King	08	423	18	1800	43	50	118	
GSX1300 K9 BK B-King	09	423	18	1800	43	50	118	
GSX-R1300 R-X,Y,K1,K2,K3,K4,K5,K6,K7 Hayabusa	99-07	513	17	499	40	50	112	
GSX-R1300 R-K7 Hayabusa Ltd.	07	513	17	499	40	50	112	
GSX-R1300 R-K8,K9 Hayabusa	08-09	423	18	1800	43	50	118	
GSX-R1300 RZ-K3,K4 Hayabusa	03-04	513	17	499	40	50	112	
GSX1400 K1,K2,K3,K4,K5,K6,K7,K8	01-08	513	18	1797	41	50	116	

Modification from 532 to 50 chain.

* : Bush Spacer 518B is available for this application

<<< : Modification down to lighter chain.

>>> : Modification up to heavier chain.

SUZUKI NEW APPLICATIONS



Steel Specs-Rear Sprockets: Made in Japan C50 Steel.

Steel Specs-Front Sprockets: Made in Japan C50&SCM415 CHROMOLY.

	YEAR	FRONT SPROCKET		REAR SPROCKET		CHAIN		
		PART No	T	PART No	T	PITCH	LINKS	
SUZUKI OFF ROAD BIKES								
RM50	81-82	429	12	801	41	420	92	
RMX50	97-99	413	12	799	50	420		
JR50	83-06	563	13	1780	28	420	78	
RM60 K3	03	546	13	464	44	420	104	
RM65 K3-K5	03-05	546	13	1465	47	420	110	
RM65 K3-K5 >>>>> 428 Chain Conversion	03-05	555	13	1466	47	428	110	
DS80 AII	82-03	428	12	802	34	428	96	
JR80	82-03	428	12	802	34	428	96	
JR80	04	428	12	802	34	428	112	
RM80 N,T,X	79-81	428	13	802	48	428	110	
RM80 Z	82	428	13	798	52	428	116	
RM80 XD (Small Wheels)	83	416	14	798	50	428	132	
RM80 XE, XF (Small Wheels)	84-85	416	14	798	44	428	132	
RM80 HD, HE, HF	83-85	416	14	798	56	428	136	
RM80 XG, XH, XJ	86-88	413	14		50	420	120	
RM80 XG, XH, XJ >>>>> 428 Chain Conversion	86-88	416	14	798	50	428	120	
RM80 XK, XL, XM, XN, XP, XR, XS, XT, XV, XW, XX, XY, K1	89-01	416	14	798	48	428	118	
RM80 V, W, X, Y, K1 (Big Wheels)	97-01	416	13	798	48	428	118	
RM85 K2, K3, K4, K5, K6, K7, K8, K9	02-09	416	14	798	47	428	118	
RM85 L K2, K3, K4, K5, K6, K7, K8, K9 (Big Wheel)	02-09	416	13	798	47	428	122	
RM100 A, B	76-77	426	14	809	57	428	132	
RM100 C	78	426	14		57	428	132	
RM100 N, T, X, Z	79-82	426	14	805	60	428	132	
RM100 N, T, X, Z >>>>> 520 Chain Conversion	79-82	427	11	808	47	520		
RM100 K3	03	546	13	461	51	420	124	
RM100 K3 >>>>> 428 Chain Conversion	03	546	13	462	51	428	124	
TC100	72-77	1467	13	809	47	428	124	
TF100	81-	1263	13	809	53	428	118	
DF125	83	426	13	804	53	428	136	
RM125 A, B	76-77	426	14	809	60	428	132	
RM125 C	78	426	14		60	428	132	
RM125 N	79	426	14		59	428	132	
RM125 T, X, Z	80-82	427	12	808	51	520	112	
RM125 D	83	427	12	808	51	520	114	
RM125 E	84	427	12	808	51	520	116	
RM125 F	85	427	12	808	49	520	116	
RM125 G	86	427	12	808	51	520	116	
RM125 H	87	427	12	808	53	520	116	
RM125 J, K, L, M	88-91	427	13	808	51	520	114	
RM125 N, P, R, S, T	92-96	427	12	808	49	520	114	
RM125 V, W, X	97-99	427	12	808	50	520	114	
RM125 Y, K1, K2, K3, K4, K5	00-05	427	12	808	49	520	114	
RM125 K6, K7, K8, K9	06-09	427	12	808	51	520	114	
TF125	81-	1263	13	809	53	428	118	
PE175 N	79	427	12	822	48	520	106	
PE175 T, X	80-81	427	12	1785	48	520	106	
PE175 Z, D, E	82-84	427	12	1785	48	520	110	
TF185	81	422	12	811	46	520	100	
DR250 L, M, N, P Off Road	90-93	432	13	808	49	520	110	
DR250 SE-P, R, S Off Road	93-95	432	14	822	42	520	108	
DR250 SE-P, R Off Road Australia	93-94	432	14	822	47	520	108	
PE250 N	78-79	431	14	822	52	520	108	
PE250 T, X, Z, D	80-82	431	14	1786	52	520	110	
RM250 N, T	79-80	431	14	822	50	520	108	
RM250 X	81	431	14	808	50	520	114	



Steel Specs-Rear Sprockets: Made in Japan C50 Steel.

Steel Specs-Front Sprockets: Made in Japan C50&SCM415 CHROMOLY.































	YEAR	FRONT SPROCKET		REAR SPROCKET		CHAIN		
		PART No	T	PART No	T	PITCH	LINKS	
SUZUKI THREE WHEELS								
ALT50 D,E	83-84	563	11	801	37	420	64	
ALT125 D,E,F,G	83-86	426	13	49		428	90	
ALT185 F	85	1439	12	38		520	72	
SUZUKI FOUR WHEELS								
LT50 E,F,G,H	84-87	563	11	801	37	420	64	
LT50 J,K,X,Y	97-00	563	11	801	37	420	64	
LT A-50 K1	01	563	11	801	37	420	78	
LT A-50 K2,K3,K4 Quadspport	02-04	562	10		37	420	78	
LT A-50 Quadspport	05-06							
LT80 H/J Quadspport	87-88		12		26	428	44	
LT80 K,L,M,N,P,R,S,T,V,WX,Y,K1,K2,K3,K4,K5,K6 Quadspport	89-06	1407	10	1795	22	520	36	
LT-Z90 K7,K8,K9 Quadspport	07-09		11		24	50	60	
LT125 D/E/F/G/H	83-87	426	13	49		428	90	
LT160 E K/L/M/N/P Quadrunner	89-92	1439	11	1826	39	520	84	
LT-F160 M,N,P,R,S,T,V,W,X,Y,K1	91-01	1439	11	1826	39	520	84	
LT-F160 K2,K3,K4 Quadrunner	02-04	1439	11	1826	39	520	84	
LT185 E,F,G,H	84-87	1439	12	38		520	72	
LT230 S,E,G,H,J	85-88	1439	12	1826	41	520	84	
LT230 E- H,J,K,L,M,N,P	86-93	1439	11	1826	41	520	84	
LT250 R- F,G,H,J,K,L Quadracer	85-90	432	12	1826	42	520	102	
LT250 R -N,P Quadracer	92-93	432	12	1826	42	520	102	
LT250 E,EF- F	85	1445	11	1825	38	520	78	
LT250 EF G	86	431	11	1825	41	520	78	
LT250 S- K,L	89-90	1439	12	1826	39	520	86	
LT300 E- H,J,K	87-89	431	11	1825	41	520	92	
LT-Z400 K3,K4,K5,K6,K7,K8 Quadspport	03-08	1401	14	1826	40	520	96	
LT-Z400 K9 Quadspport	09	1401	14	1760	40	520	96	
LT-R450 K6,K7,K8,K9 Quadracer	06-09	1401	14	1760	36	520	96	
LT500 R-H	87	1450	13	1825	42	520	96	
LT500 R- J,K,L,M,N	88-92	1450	13	1825	40	520	98	

SUZUKI NEW APPLICATIONS								



Steel Specs-Rear Sprockets: Made in Japan C50 Steel.

Steel Specs-Front Sprockets: Made in Japan C50&SCM415 CHROMOLY.

				FRONT SPROCKET			REAR SPROCKET		CHAIN	
				YEAR	PART No	T	PART No	T	PITCH	LINKS
YAMAHA ROAD BIKES										
DT50		17W	Japan	91	546	12	832	48	420	112
DT50 M				78-80	563	11	832	45	420	104
DT50 M			Germany	78-80	562	10	832	52	420	108
DT50 M End.			Norway	78-82	563	11	832	42	420	102
DT50 MX				81-87	563	11	832	48	420	110
DT50 MX Auto			France	-86	563	14	832	42	420	106
DT50 MX Auto			France	86-88	563	12	832	38	420	104
DT50 MX-I,II			Norway	83-87	563	11	832	48	420	112
DT50 MX-II			Norway	88-	563	11	832	49	420	112
DT50 MX-S			Germany	86-94	563	10	832	48	420	112
DT50 MX-S				88-95	563	11	832	48	420	112
DTR50 (DT50R)				88-90	546	13	832	45	420	120
DTR50 (DT50R)			Germany	89-94	562	10	832	48	420	122
DTR50 (DT50R)			Norway	89-	563	11	832	48	420	126
DTR50 (DT50R)				91-96	546	13	832	38	420	116
DT50 R				97-98	1120	12	832	52	420	128
DT50 R				99-02	1120	12	1832	52	420	128
DT50 R		2C21		03-06	1120	11	1131	50	420	126
DT50 SM Supermotard				02	1120	12	24	50	420	128
DT50 SM Supermotard		2C31		03-06	1120	11	1131	48	420	126
DT50 R X-Limit				97-	1120	12	832	52	420	
DT50 LC DE				00-01			833	49	428	
FS1					563	13	832	39	420	96
FS1 DX					563	13	832	39	420	96
FS1 DX			Germany	78	563	11	832	44	420	100
FS1 E				71-76	563	14	834	39	420	96
FS1 E DX					563	14	832	39	420	98
FS1 EA					563	14	832	39	420	96
FS1 SE					563	13	832	39	420	96
LB50 Chappy			France	-83	546	14	832	32	420	94
LB50 Chappy				-85	546	14	834	31	420	90
LB50 2M Chappy				86-94	546	14	834	32	420	94
LB50 3M Bop					546	13	834		420	
RD50				77-78	563	13	832	48	420	96
RD50 M Alloy Wheel				79-80	563	11	834	48	420	106
RD50 M Spoke Wheel				78	563	12	832	48	420	106
RD50 MX				79-80	563	12	834	48	420	106
RD50 MX				81-87	563	12	834	48	420	112
RD50 MX Auto			France		563	12	832	42	420	108
RZ50			Japan		546	13	834	48	420	112
TDR50			Japan	88	1263	14		46	428	106
TY50 M				78-81	563	11	832	46	420	104
TY50 M			Germany	78-81	563	12	832	52	420	108
TZR50 >>>>> 428 Chain Conversion			Spain		1556	12	835	47	428	134
TZR50 RR		5WX5		97-06	1120	12	1078	47	420	132
TZR50 X-Power				96-06	1120	12	1078	47	420	130
V50 M,P					546	13	834	39	420	100
YSR50		2AL	Japan	86-92	563	12	832	44	420	100
V70				76	563	13	834	36	420	102
V75				77	546	13	834	36	420	100
DT80 LC1			Germany	83-84	550	15	843	48	428	120
DT80 LC1,LC2					550	15	843	49	428	120
DT80 LC2			Germany	85-94	550	15	843	51	428	126
DT80 M				-82	563	15	832	41	420	108
DT80 MX				83	563	13	832	41	420	108
DT80 MX-S				83-84	542	13	833	41	428	108



Steel Specs-Rear Sprockets: Made in Japan C50 Steel.

Steel Specs-Front Sprockets: Made in Japan C50&SCM415 CHROMOLY.

	YEAR	FRONT SPROCKET		REAR SPROCKET		CHAIN		
		PART No	T	PART No	T	PITCH	LINKS	
YAMAHA ROAD BIKES								
FS80 SE			546	15	834	41	420	112
FZR80 RR	92-94		555	15	835	45	428	
GT80 D,E,F,G,MX-G,H,J	77-82		563	14	832	41	420	106
LB80 Chappy			546	15	834	30	420	90
LB80 Chappy	89-		546	15	834	32	420	92
RD80 LC 1	82		546	15	834	48	420	108
RD80 LC 1	82	Germany	546	14	834	48	420	108
RD80 LC 2	83-85		555	14	835	48	428	118
RD80 MX	82-85		563	13	834	41	420	108
RD80 MX	81-82	Europe	561	15	834	41	420	110
RD80		Norway	563	14	834	40	420	108
RX80 SE	82	Germany	547	13	834	39	420	106
RX80 SE Chopper		France	547	13	834	48	420	110
TY80			563	12	832	41	420	106
TZR80	92-95		555	14	835	48	428	
TZR80 R	96		558	15	1847	51	428	136
TZR80 RR	96		1263	15	835	46	428	126
V80			546	13	834	39	420	100
V90	75-78		546	14	834	36	420	100
AG100 F	79		1606	14	834	47	428	112
AG100 G,H,J,FU,FW,B,D,E	80-93		1606	14	1925	51	428	118
DT100	76-80		1263	16	838	45	428	110
DT100 SD,E,F,G,H,J,MX	77-83	Australia	546	14	834	48	420	106
RS100			416	15	838	36	428	110
RS100	76-80		1263	16	838	37	428	110
RS100	75-79	463 Norway	418	14	834	39	428	104
RS100	80-82	3LO Norway	546	14	834	44	420	114
RSX100 (RXS100)	83-94		416	15	838	37	428	110
RSX100 (RXS100)	95		416	15	838	36	428	110
RSX100 (RXS100)	84-	Norway	546	14	834	41	420	112
RX100	83-94		416	15	838	37	428	110
YB100	76-78		563	16	834	37	420	100
YB100	79-80		546	15	834	37	420	100
YB100 E	80-94		546	15	834	36	420	98
T105 Crypton	97-98		1263	14	838	39	428	100
F1Z 110		Greece	1263	14	838	39	428	100
DT125 E	74		416	15	1842	37	428	112
DT125 F	75-76		416	15	1842	45	428	110
DT125 LC	87	France	1263	16	843	51	428	128
DT125 LC	88	France	264	16	843	50	428	130
DT125 LC 1 (4 F.H.)	84-87		1263	15	843	49	428	118
DT125 LC2, LC3	85-88		1263	16	843	53	428	126
DT125 MX (6 F.H.)	76-82	2A6/3YV	416	15	843	49	428	118
DT125 Tenere	89		264	17	843	50	428	126
DT125 Z	92-93		264	16	843	50	428	126
DTR125 (DT125R)	88-89		558	17	839	55	428	134
DTR125 (DT125R)	90-03		558	16	839	57	428	134
DT125 RE	04-06	1D01	558	16	839	57	428	134
DT125 R	05							
DT125 R Everts	06							
DT125 X	05-06		558	16	839	57	428	134
DTR125 (DT125R)	92-94	France	558	17	839	57	428	134
RD125	74-75		416	14	838	38	428	114
RD125	75-76	1E7	416	15	838	39	428	114
RD125 DX Spoke Wheel	75-77	2R6	416	15	837	39	428	112
RD125 DX Alloy Wheel	78-81	2R6	416	15	837	39	428	112



Steel Specs-Rear Sprockets: Made in Japan C50 Steel.

Steel Specs-Front Sprockets: Made in Japan C50&SCM415 CHROMOLY.

				FRONT SPROCKET		REAR SPROCKET		CHAIN		
				YEAR	PART No	T	PART No	T	PITCH	LINKS
YAMAHA ROAD BIKES										
RD125 LC1				82-85	1263	16	835	46	428	118
RD125 LC2 YPVS		10W		85-87	1263	16	835	45	428	118
RDZ125			Japan	87-89	1263	16	835	45	428	118
RS125 DX				76-84	416	15	838	36	428	110
RS125 UR,MR				75	1263	16	838	35	428	104
RZ125		1GV	Japan	85	1263	16	835	46	428	118
SR125			France	-82	1263	14	843	49	428	120
SR125 SE		3MW	Spain	82-97	548	13	835	49	428	120
SR125		3MW8		80-94	1263	14	843	49	428	120
TDR125		3XD		95-03	1263	14	835	49	428	120
TDR125		4FU		89-92	558	16	839	53	428	136
TDR125		4GW,4GX		93-94	558	16	1847	57	428	136
TDR125				93-94	558	16	1847	57	428	136
TDR125				95-01	558	16	1847	57	428	136
TW125		5EK		99-02	1559	14	1842	50	428	122
TW125		3XT,5RS		03-04	1559	14	1842	51	428	126
TY125				89	416	13	1842	52	428	120
TZR125				88-93	1263	16	835	45	428	130
TZR125 R			Italy	93-94	558	16		47	428	130
TZR125 R		4DL	Japan	93-95	558	16	1847	47	428	136
TZR125 R		4HX/W,JG		93-96	558	16	1870	46	428	140
TZR125 R			Germany	95-96	558	16	1847	51	428	
TZR125 R			Germany	97-99	558	16	1870	46	428	140
TZR125 RR				96-00	558	18	1847	51	428	
WR125 X-Y				09	1550	14	839	53	428	
XT125					1263	14	1842	50	428	118
XT125			France	82-87	1263	14	1842	49	428	118
XT125		2YE	France	88-90	1263	14	843	53	428	120
XT125		2YU	France	91-93	1263	14	1842	50	428	120
XT125 R		3D6,13D		05-09	1263	14	1134	50	428	128
XT125 X				05-09	1263	14	1134	48	428	126
XTZ125				02-04	1263	14	843	48	428	122
XV125 Virago		5AJ		97-01	1573	13	857	47	520	114
XV125 Virago (80 Kmh Version)			Germany	97-01	1573	14	857	45	520	114
XVS125 Drag Star		5JX		00-04	558	16	1874	59	428	146
XVS125 Drag Star >>> 520 Chain Conversion				00-04	564	13	857	47	520	116
YBA125 Enticer					555	14	838	45	428	
YBR125		3D9		05-06	1263	14	838	45	428	118
YBR125				07-08	548	14	838	45	428	118
YBR125				09						
YBR125 Custom				09						
YZF125 R				08-09	1550	14	1844	48	428	132
AG175 F					1263	15	1925	47	428	118
AG175 G,H,J,FU,B,D,E					1263	14	1925	47	428	118
DT175				74-77	1263	16	1842	37	428	114
DT175 MX (6 F.H.)				78-81	416	15	843	49	428	118
DT175 N,T,W,A,B,C,D,E,F,G,H				84-96	1263	15	843	49	428	118
TY175					416	13	1842	51	428	
SR185 J				81	1263	15	835	44	428	118
AG200 L,FU,FB,W,F				84-94	1263	14	1842	54	428	126
AG200		1FE	Japan		1263	15	1842	45	428	118
BW200 N,S,T,U				85-88	422	14	1845	37	520	
DT200 L				85	1554	13	845	41	520	100
DT200 L			Australia	85	1554	13		41	520	100
DT200 R				87	264	16	843	50	428	126
DT200 R		3ET		88	558	16	839	53	428	126



Steel Specs-Rear Sprockets: Made in Japan C50 Steel.

Steel Specs-Front Sprockets: Made in Japan C50&SCM415 CHROMOLY.

				FRONT SPROCKET		REAR SPROCKET		CHAIN		
				YEAR	PART No	T	PART No	T	PITCH	LINKS
YAMAHA ROAD BIKES										
DT200 R,W,D,E,F,G	2YY			89-95	564	13	853	43	520	106
DT200 WP,WR	3XP	Japan		90	564	13	853	42	520	110
RD200 DX				75-77	1263	16	836	36	428	108
RD200 DX Alloy Wheel				78-81	416	15	837	39	428	112
RS200					416	15	836	39	428	112
SDR200	2TV	Japan		88-		16		43	428	
TW200	3LY			89-	1559	14	1842	45	428	120
TW200 T,U,W,A,B,D,E,F		USA		87-94	1559	14	1842	50	428	126
TW200 G,H,K,L,M,N,P,R,S,T,V,W,X	3XT,5RS			95-08	1559	14	1842	50	428	122
TW200 Y				09	1559	14	1842	50	428	122
TW200 Z				10	1559	14	1842	50	428	122
XT200 J,K	47J	Australia			1263	15	1842	48	428	118
XT200	47J	Japan			1263	15	1842	45	428	118
TW225 E		Japan		02-06	1559	15	1842	45	428	120
XT225 D,E,F,L,M Serow				92-00	555	15	1869	45	428	120
XT225 N,P,R,S,T,V,W				01-07	555	15	1869	45	428	120
XT240					569	15	845	46	520	102
DT250 MX				-80	569	15	853	43	520	104
DT250 MX				80-82	569	16	855	47	520	104
DT250 MX-D,E,F,G,H		Australia		77-82	569	14	855	47	520	104
FZR250 EXUP	3LN	Japan		89-	1263	17	1847	56	428	130
FZR250 Genesis	2KR,2RF	Japan		89-	1263	17	1847	55	428	130
FZR250 Fazer	1HX,IKG	Japan			1263	17	1847	52	428	130
RD250 DXC				76-77	567	17	848	39	50	96
RD250 DXD				77-78	567	16	849	38	50	96
RD250 DXE				78-80	567	17	854	38	50	96
RD250 LC	4L1			80-85	567	16	852	41	50	102
RZ250 L, FN, FS, T, W		Australia		84-91	569	16	846	40	520	106
RZ250 S, T, W	1AR			86-87	569	16	846	41	520	108
RZ250	4L3	Japan			567	16	852	41	50	102
RZ250 R	1XG	Japan			569	16	846	41	520	110
RZZ250 RR	51L	Japan			569	16	846	41	520	108
SR250 SE				79-84	569	16	845	45	520	102
SR250 H,J,K		Australia		80-84	569	16	845	46	520	104
SR250		Spain		85-96	569	14	845	40	520	102
SR250				93-96	569	16	845	46	520	102
SRV250		Japan					857	45	520	106
SRX250 N,T,CT				87	1553	14	845	43	520	106
TDR250	3CK,3CL			88-90	565	14	846	45	520	108
TZR250	1KT	Japan		87-88	565	14	846	41	520	110
TZR250	2MA,2XW			87-92	565	14	846	41	520	110
TZR250 R V-Twin	3XV	Japan		91-94	565	14		37	520	
TZR250 RC	3MA-1	Japan		89	565	14	846	43	520	110
TZR250 RC Reverse Cylinder	3MA-3/5	Japan		90	565	14	846	43	520	110
TZR250 SP Sports Production	3MA-4	Japan		90-	565	14	846	43	520	110
WR250 R-X,Y				08-09	1590	13	245/2	43	520	108
WR250 R-Z				10						
WR250 X-X,Y				08-09	1590	13	245/2	42	520	108
WR250 X-Z				10						
XS250		France			567	16	854	39	50	100
XS250 C Spoke Wheel				-78	424	15	854	43	50	106
XS250 Alloy Wheel				78	424	15	854	43	50	100
XS250 Alloy Wheel				79-80	424	15	854	43	50	106
XS250 SE,SG,SH,SK				80-82	424	15	854	41	50	104
XS250 RK,SK		Australia		82	571	15	840	38	50	100
XT250				81-90	569	15	845	46	520	98



Steel Specs-Rear Sprockets: Made in Japan C50 Steel.

Steel Specs-Front Sprockets: Made in Japan C50&SCM415 CHROMOLY.

				YEAR	FRONT SPROCKET		REAR SPROCKET		CHAIN	
					PART No	T	PART No	T	PITCH	LINKS
YAMAHA ROAD BIKES										
XT250		3Y3	France		569	16	845	46	520	102
XT250 J				80	569	15	845	45	520	100
XT250 T		1EU	Japan		1588	19	1842	52	428	128
XT250 TL		30X	Australia	83-84	431	15	845	47	520	106
XT250 TL		30X	Japan	83-84	431	15	845	48	520	106
XT250 G,H,J,K,W,A,B			Australia	80-92	569	15	845	47	520	98
XT250 TN,TS,TT		48Y	Australia	85-87	1553	15	845	47	520	106
XT250 X,Y,Z				08-10		15	845	48	428	128
XV250		3LWS,KF		89-94	569	16	857	45	520	114
XV250 S Virago				95-00	569	16	857	45	520	114
XV250 S Virago				01-06	569	16	857	45	520	114
XV250 S Virago				07-08	569	16	857	45	520	114
XV250				09-10	569	16	857	45	520	114
XVS250 Drag Star				01-04	558	20	1874	56	428	146
YBR250				07-08		15		44	428	132
YD250		3NU1/2	Japan		569	16	845	45	520	102
RD350 A,B				74-76	513	17	848	37	50	92
RD350 LC		4L0		80-82	567	16	848	39	50	102
RD350 YPVS 1WX,1WW,31K,1JF,1JG				83-95	569	17	846	39	520	106
RZ350 K,L, FN,FS			Australia	83-87	569	17	846	40	520	106
XT350		55V,3YT		85-99	576	19	1842	52	428	128
XT350			USA	85-00	576	19	1842	55	428	130
DT400				75-76	565	16	853	43	520	100
DT400 MX				77	569	17	853	43	520	102
FZ400					575	16	846	45	520	104
FZR400 Genesis		1WG	Japan	88		15	844	44	525	104
FZR400 Genesis	<<<< 520 Chain Conversic	1WG	Japan	88	578	15	846	44	520	104
FZR400 R		46X	Japan	87	575	16	846	45	520	104
FZR400 R EXUP MK1,MK2		1WG	Japan	88-89	1587	19	1847	55	428	130
FZR400 RR EXUP		3TJ1			1587	19	1847	55	428	130
FZR400 RR EXUP		3TJ2-7			1587	19	1847	52	428	128
FZR400 RR EXUP		4DX1/2		90-95	1587	19	1847	55	428	130
FZR400 RR EXUP	>>>> 520 Chain Conversic	4DX1/2		90-95	578	15	846	43	520	104
FZR400 SP EXUP	<<<< 520 Chain Conversio	1WG	Japan		578	15	846	41	520	104
FZS400 Fazer			Japan		565	14	245/3	47	520	
RD400 DX				76-77	567	17	849	38	50	96
RD400 DXE Alloy Wheel				78-80	567	17	854	38	50	96
SR400			Japan		1587	19	1839	55	428	
SRX400			Japan		1589	19	1847	50	428	
SRX400		1JL035439	Japan		577	14	846	41	520	106
XJ400				82	571	16	856	45	50	104
XJ400		4G0	Japan		571	16	856	46	50	104
XJ400 Z,ZS		33M,35J	Japan		571	16	862	46	50	104
XJR400			Japan	93	575	16	846	45	520	110
XS400 Alloy Wheel				79-80	567	16	854	39	50	104
XS400 Alloy Wheel				78	567	17	854	38	50	98
XS400 DOHC				82	571	16	840	38	50	102
XS400 SE				80-82	567	16	854	36	50	104
XT400				81-82	565	16	853	46	520	102
XT400 4 Valve				83-84	575	15	857	45	520	102
FZR500 H,M,N				89-90	513	15	865	49	50	106
RD500 LC		47X,1GE		84-87	579	15	862	38	50	102
RZV500 R		1GG	Japan		579	15	862	38	50	102
SR500 2J2,48U,4E6,4F9,1RU,48T,3EB1				78-91	513	16	841	42	50	104
SR500				91-00	1587	20	1839	55	428	130
SR500	>>>>> 520 Chain Conversion			91-00	578	15	853	41	520	104



Steel Specs-Rear Sprockets: Made in Japan C50 Steel.

Steel Specs-Front Sprockets: Made in Japan C50&SCM415 CHROMOLY.

	YEAR	FRONT SPROCKET		REAR SPROCKET		CHAIN		
		PART No	T	PART No	T	PITCH	LINKS	
YAMAHA ROAD BIKES								
XS500 A,B Spoke Wheel	75-77	568	17	850	40	50	106	
XS500 C Alloy Wheel	76-77	568	16	854	43	50	108	
XS500 D Alloy Wheel	78-80	513	17	854	41	50	106	
XT500 D,E,F,G,H	77-85	565	16	853	43	520	100	
XT500	86-	565	16	853	42	520	100	
XT500 >>>>> 50 Chain Conversion	78	570	16	841	42	50	102	
XJ550	81-85	571	16	856	45	50	104	
XT550	82-83	575	15	857	39	520	98	
FZ600	87-89	571	16	862	45	50	104	
FZ600	86-88	571	16	862	44	50	104	
FZ6 1B3	04-09	580	16	479	46	50	118	
FZ6 <<<<< 520 Chain Conversion	04-09	1581	16	486	46	520	118	
FZ6 R	09		16		46	520	118	
FZ6 R	10							
FZ6 Fazer	04-08	580	16	479	46	50	118	
FZ6 Fazer <<<<< 520 Chain Conversion	04-08	1581	16	486	46	520	118	
FZ6 Fazer S2 ABS	07-09	580	16	479	46	50	118	
FZ6 Fazer S2 ABS <<<<< 520 Chain Conversion	07-09	1581	16	486	46	520	118	
FZ6 S2	07-09	580	16	479	46	50	118	
FZ6 S2 <<<<< 520 Chain Conversion	07-09	1581	16	486	46	520	118	
FZR600 D,E	92-93	513	15	865	45	50	106	
FZR600 W,A,B	89-91	513	15	865	46	50	106	
FZR600 RF (YZF600)	94-95	513	15	859	47	50	108	
FZS600 Fazer	98-03	513	15	859	48	50	110	
FZS600 SP Fazer	00-01	513	15	859	48	50	110	
SRX600	90-		16	1847	47	428	138	
SRX600	86-94	575	15	846	37	520	104	
XJ600	86-88	571	16	862	45	50	106	
XJ600	91-92	571	17	862	44	50	106	
XJ600	84-85	571	16	862	44	50	106	
XJ600 H,N	89-90	571	16	862	44	50	106	
XJ600 S-D,E,F,G,H,J,K,L,M,N,P,R Diversion	92-03	582	16	855	48	520	110	
XJ600 S-L,M Diversion	99-00	582	16	855	46	520	110	
XJ600 N	95-03	582	16	855	48	520	110	
XJ600 N	98-00	582	16	855	46	520	108	
XJ600 Diversion (XJ6 N)	09	584	16	479	46	520	118	
XT600	83-84	575	15	857	39	520	104	
XT600	85-86	575	15	857	40	520	104	
XT600 D,E	87	577	15	857	40	520	104	
XT600 H	87-89	577	15	857	39	520	104	
XT600 K	91-94	577	15	857	39	520	102	
XT600 E	89-98	577	15	857	45	520	106	
XT600 E	99-03	*1577	15	857	45	520	106	
XT600 E (Lightweight Rear Sprocket)	99-03	*1577	15	1857	45	520	106	
XT600 Tenere	84	575	15	857	39	520	104	
XT600 H,N,D,E,Z Tenere	85-88	575	15	857	40	520	104	
XT600 Z Tenere	89-94	577	15	857	45	520	106	
YX600 C-S,T	86-87	571	16	862	44	50	104	
YX600 C-U,W,A Radian	88-90	571	16	862	45	50	104	
YZF600R Thunder Cat	96-03	513	15	859	47	50	108	
YZF600R Thunder Cat <<<<< 520 Chain Conversion	96-03	512	15	245/3	47	520	108	
YZF600R-W	07	513	15	859	47	50	108	
YZF600R-W <<<<< 520 Chain Conversion	07	512	15	245/3	47	520	108	
YZF-R6	99-02	584	16	1873	48	532	116	
YZF-R6 <<<<< 50 Chain Conversion	99-02	580	16	1871	48	50	116	
YZF-R6 <<<<< 520 Chain Conversion	99-02	1581	16	1303	48	520	116	



Steel Specs-Rear Sprockets: Made in Japan C50 Steel.

Steel Specs-Front Sprockets: Made in Japan C50&SCM415 CHROMOLY.

	YEAR	FRONT SPROCKET		REAR SPROCKET		CHAIN		
		PART No	T	PART No	T	PITCH	LINKS	
YAMAHA ROAD BIKES								
YZF-R6 5SL	03-05	584	16	1875	48	532	116	
YZF-R6 <<<<< 50 Chain Conversion	03-05	580	16	479	48	50	116	
YZF-R6 <<<<< 520 Chain Conversion	03-05	1581	16	486	48	520	116	
YZF-R6	06-09	1586	16	1876	45	525	114	
YZF-R6	10							
YZF-R6 <<<<< 50 Chain Conversion	06-09	580	16	479	45	50	114	
YZF-R6 <<<<< 520 Chain Conversion	06-09	1581	16	486	45	520	114	
YZF-R6 S	06-09	584	16	1875	48	532	116	
YZF-R6 S <<<<< 50 Chain Conversion	06-09	580	16	479	48	50	116	
YZF-R6 S <<<<< 520 Chain Conversion	06-09	1581	16	486	48	520	116	
XS650 ALL	75-81	568	17	850	33	50	104	
MT-03 5YK	06-09	308	15	855	47	520	112	
SZR660	96-98	577	15	846	39	520	110	
XT660 R 1D2.5VK	04-09	308	15	855	45	520	110	
XT660 X Super Motard 1D2.5VK	04-09	308	15	855	45	520	110	
XTZ660 Tenere 3YF	91-95	577	15	857	45	520	110	
XTZ660 Tenere	96-98	577	15	857	46	520	110	
XTZ660 Z Tenere	08-09	308	15	855	45	520	110	
FZ750 N,S	85-86	580	16	865	44	50	110	
FZ750 Genesis	87-91	580	16	865	43	50	110	
FZ750	91-93	580	17	865	43	50	110	
FZR750 RT Genesis	88-89	580	17	859	42	50	108	
FZR750R 3FV	89	584	17	866	43	532		
FZR750R ## <<< 50 Chain Conversion 3FV	89	580	17	859	43	50		
FZR750 (OW01)	90-92	584	17	866	46	532	108	
FZR750 (OW01) ## <<< 50 Chain Conversion	90-92	580	17	859	46	50	108	
FZX750	86-97	580	17	865	39	50	106	
FZX750 3XF	90-97	580	17	865	43	50	108	
XTZ750 Super Tenere 3LD	90-98	578	16	855	46	520	112	
YZF750 R	93-97	584	16	866	43	532	106	
YZF750 R ## <<< 50 Chain Conversion	93-97	580	16	859	43	50	106	
YZF750 R <<<<< 520 Chain Conversion	93-97	1581	16	245/3	43	520	106	
YZF750 SP	93-97	584	16	866	39	532	104	
YZF750 SP ## <<< 50 Chain Conversion	93-97	580	16	859	39	50	104	
YZF-R7 OWO2	99-01	580	17	479	43	50	118	
YZF R7 <<<<< 520 Chain Conversion	99-01	1581	17	486	43	520	118	
TDM850 3VD	91-95	520	16	867	44	525	114	
TDM850 4TXL	96-98	1586	17	867	42	525	114	
TDM850 4TX	99-01	520	16	867	43	525	114	
TRX850	96-00	1586	17	300	39	525	110	
TDM900 5PS4,5PS6	02-09	1591	16	300	42	525	118	
FZR1000 Genesis	87-88	584	16	866	46	532	110	
FZR1000 Genesis ## <<< 50 Chain Conversion	87-88	580	16	859	46	50	110	
FZR1000 R (EXUP)	89-95	584	17	866	47	532	110	
FZR1000 R (EXUP) ## <<< 50 Chain Conversion	89-95	580	17	859	47	50	110	
FZS1000 Fazer 1C2.5LV	01-05	579	16	479	44	50	116	
FZ1 USA	01-05	579	16	479	44	50	116	
FZ1 2D1.22C	06-09	579	17	479	45	50	122	
FZ1 10								
FZ1 Fazer ABS 3C3.5D0	06-09	579	17	479	45	50	122	
GTS1000	93-00	584	17	866	47	532	118	
GTS1000 ## <<< 50 Chain Conversion	93-00	580	17	859	47	50	118	
TR1 (TR1000)	81-85	574	16	858	35	630	90	
XV1000	81-82	574	16	858	35	630	90	
YZF 1000 R Thunder Ace 4SV,4VF	96-02	584	17	866	46	532	110	
YZF 1000 R Thunder Ace ## <<< 50 Chain Con 4SV,4VF	96-02	580	17	859	46	50	110	



Steel Specs-Rear Sprockets: Made in Japan C50 Steel.

Steel Specs-Front Sprockets: Made in Japan C50&SCM415 CHROMOLY.

	YEAR	FRONT SPROCKET		REAR SPROCKET		CHAIN		
		PART No	T	PART No	T	PITCH	LINKS	
YAMAHA ROAD BIKES								
YZF 1000 R Thunder Ace 4VD	98-00	584	17	866	47	532	110	
YZF 1000 R Thunder Ace ## <<< 50 Chain Con 4VD	98-00	580	17	859	47	50	110	
YZF R1 4XV,5PW	98-03	579	16	479	43	50	114	
YZF R1 <<<<< 520 Chain Conversion	98-03	1579	16	486	43	520	114	
YZF R1 5VY	04-05	579	17	479	45	50	116	
YZF R1 <<<<< 520 Chain Conversion	04-05	1579	17	486	45	520	116	
YZF R1	06-08	579	17	479	45	50	118	
YZF R1 <<<<< 520 Chain Conversion	06-08	1579	17	486	45	520	118	
YZF R1	09	579	17	1479	47	50	120	
YZF R1 <<<<< 520 Chain Conversion	09	1579	17	486	47	520	120	
YZF R1	10							
YZF R1 SP	06	579	17	479	45	50	118	
YZF R1 SP <<<<< 520 Chain Conversion	06	1579	17	486	45	520	118	
FJ1100 L,N	84-85	579	17	859	41	50	110	
FJ1200	86-90	579	17	859	40	50	110	
FJ1200 3XW,YA,CY	91-94	579	17	859	39	50	110	
FJ1200/FJ1200 A	95-96	579	17	859	39	50	110	
XJR1200 4PU/4RB	95-98	585	17	866	38	532	110	
XJR1200 ## <<< 50 Chain Conversion 4PU/4RB	95-98	579	17	859	38	50	110	
XJR1300 5EA	99-01	579	17	859	38	50	110	
XJR1300 5WM	02-03	579	17	859	39	50	112	
XJR1300 5WM	04-06	579	17	479	39	50	112	
XJR1300	07-09	579	17	479	38	50		
XJR1300 SP 5EA	99-01	579	17	859	38	50	110	
MT-01 5YU	05-09	579	17	479	39	50	114	

Modification from 532 to 50 chain.

<<< : Modification down to lighter chain.

>>> : Modification up to heavier chain.

YAMAHA NEW APPLICATIONS



Steel Specs-Rear Sprockets: Made in Japan C50 Steel.

Steel Specs-Front Sprockets: Made in Japan C50&SCM415 CHROMOLY.

	YEAR	FRONT SPROCKET		REAR SPROCKET		CHAIN		
		PART No	T	PART No	T	PITCH	LINKS	
YAMAHA OFF ROAD BIKES								
TT-R50 E,V,W,X,Y	06-09	546	13	834	37	420		
YZ50 G	80	563	12	834	45	420	90	
YZ60 H	81	546	12		42	420	98	
YZ60 J,K,L	82-84	546	13		42	420	98	
PW80 K,L,S	83-86	546	15	834	32	420	84	
PW80 B,D,E,F,G,H,J,K,L,M,N,P,R,S,T,V Zinger 4BCE	91-06	546	15	834	32	420	84	
YZ80 E,F	78-79	428	14	834	51	428	108	
YZ80 G	80	428	14	1842	51	428	108	
YZ80 H,J	81-82	416	13	1842	44	428	110	
YZ80 K	83	1263	12	1842	42	428	110	
YZ80 L	84	416	15	831	46	428	114	
YZ80 N	85	416	14	831	48	428	112	
YZ80 S,T,U,W,A,B,D	86-92	416	14	831	46	428	112	
YZ80 E,F,G,H,J,K,L,M,N	93-01	416	14	798	47	428	118	
YZ80 F,G,H,J,K,L,M,N Large Wheel	94-01	416	13	798	47	428	118	
YZ85 P,R,S,T,V,W,X,Y	02-09	558	14	798	47	428	118	
YZ85 Z	10							
YZ85 P,R,S,T,V Large Wheel	02-06	558	14	798	52	428	124	
TT-R90	00-04	546	14	834	35	420	86	
TT-R90 E	04-06	546	14	834	35	420	86	
TT-R90 E	07	546	14	834	35	420	86	
RT100 A,D,E,F,G,H,J,K,L,M	90-00	546	14	834	48	420	104	
YZ100 C,D	76-77	422	12	845	40	520	98	
YZ100 E,F	78-79	422	12	845	43	520	98	
YZ100 G,H	80-81	422	12	845	45	520	100	
YZ100 J,K	82-83	422	12	853	50	520	106	
TT-R110 E	08	546	14	834	35	420	90	
TT-R110 E	09	546	14	834	35	420	90	
TT-R125	00-01	548	13	833	49	428	116	
TT-R125	02-04	548	13	1843	49	428	116	
TT-R125 E	05-06	548	13	1843	49	428	116	
TT-R125 E	07-09	548	13	1843	49	428	116	
TT-R125 LW	02-04	548	13	1843	54	428	122	
TT-R125 L/LE	05-06	548	13	1843	54	428	122	
TT-R125 L/LE	07-09	548	13	1843	54	428	122	
YZ125 D	77	422	12	845	49	520	98	
YZ125 E,F	78-79	422	12	845	51	520	104	
YZ125 G	80	422	12	853	48	520	102	
YZ125 H,J	81-82	422	12	853	46	520	104	
YZ125 K	83	422	12	853	48	520	106	
YZ125 L	84	422	12	853	50	520	112	
YZ125 N	85	422	12	853	50	520	114	
YZ125 S	86	422	13	853	50	520	112	
YZ125 T	87	564	13	853	50	520	112	
YZ125 U	88	564	13	853	49	520	112	
YZ125 W,A,B,D	89-92	564	13	853	51	520	116	
YZ125 E,F,G,H	93-96	564	13	853	50	520	116	
YZ125 J,K	97-98	564	13	853	48	520	112	
YZ125 L,M,N	99-01	564	13	251	48	520	112	
YZ125 P,R,S	02-04	564	13	251	49	520	112	
YZ125 T,V,W,X,Y	05-09	1590	13	251	48	520	112	
YZ125 Z	10							
WR125	98	564		853		520		
WR125 R-Y	09	1550	14	839	53	428		
IT175 D,E,F	77-79	422	12	845	41	520	96	



Steel Specs-Rear Sprockets: Made in Japan C50 Steel.

Steel Specs-Front Sprockets: Made in Japan C50&SCM415 CHROMOLY.

	YEAR	FRONT SPROCKET		REAR SPROCKET		CHAIN		
		PART No	T	PART No	T	PITCH	LINKS	
YAMAHA OFF ROAD BIKES								
IT175 G,H,J	80-82	422	12	853	44	520	100	
IT175 K	83	422	12	853	44	520	104	
RT180 A,B,D,E,G	90-96	1263	14	843	51	428	122	
IT200 L,N,S	84-86	422	12	853	44	520	106	
WR200 R-B,D,E,F	91-94	564	12	853	52	520	116	
TT-R225 L,M,N,P,R	99-04	555	15		58	428	128	
TT-R230 T,V,W,X,Y	05-09	1554	13	251	49	520	106	
IT250 D,E,F	77-79	569	13	853	46	520	106	
IT250 H,J	81-82	569	14	853	50	520	108	
IT250 K,L	83-84	569	13	853	48	520	112	
TT250 G,H,J	80-82	569	14	845	49	520	100	
TT250 S,T,W,A,B	89-92	575	14	853	50	520	100	
TT250 R	93-95	583	14	853	43	520	106	
TT250 R	95-96		14	853	44	520	106	
TT250 R	96-98	583	14	853	44	520	106	
TT250 R LW	99-00	583	14	853	54	520	122	
TT250 R	03-04	583	14	853	44	520	106	
TT-R250	99-06	583	13	853	52	520	110	
TY250/300 S (Monoshock)	84-90	569	10		42	520		
TY250/300 R (Monoshock)	84-90	569	10		35	520		
TYZ250	93	569	10		39	520	98	
YZ250 D,E	77-78	569	14	853	50	520	106	
YZ250 F	79	569	14	853	48	520	108	
YZ250 G	80	569	14	853	48	520	106	
YZ250 H	81	569	14	853	48	520	110	
YZ250 J,K,L	82-84	569	13	853	48	520	112	
YZ250 N,S	85-86	569	14	853	50	520	114	
YZ250 T,U,W	87-89	569	14	853	49	520	114	
YZ250 A,B	90-91	569	14	853	51	520	116	
YZ250 D	92	569	14	853	49	520	116	
YZ250 E	93	569	14	853	51	520	116	
YZ250 F,G,H,J	94-97	569	13	853	49	520	114	
YZ250 K	98	569	13	853	50	520	114	
YZ250 K	98	569	14	853	50	520	114	
YZ250 L,M,N	99-01	565	14	251	50	520	114	
YZ250 P,R,S	02-04	565	14	251	49	520	114	
YZ250 R,S	03-04	565	14	251	50	520	114	
YZ250 T,V,W,X,Y	05-09	565	14	251	50	520	114	
YZ250 Z	10							
YZ250 F-N,P,R,S (4-Stroke)	01-04	1590	13	251	48	520	112	
YZ250 F-T,V,W,X,Y (4-Stroke)	05-09	1590	13	251	49	520	112	
YZ250 F-Z	10	1590	13		49	520		
WR250 V	89	569	14	853	49	520	114	
WR250 A	90	569	14	853	51	520	116	
WR250 ZB,ZD	91-92	569	14	853	52	520	116	
WR250 ZE	93	569	14	853	51	520	116	
WR250 ZF	94	569	14	853	52	520	116	
WR250 ZG	95	569	15	853	52	520	116	
WR250 ZH	96	569	14	853	52	520	116	
WR250 ZJ	97	569	14	853	49	520	112	
WR250 ZK	98	569	14	853	48	520	112	
WR250 F-L,M	99-00	565	14	251	50	520	114	
WR250 FN (Enduro Version)	01	1590	13	251	50	520	114	
WR250 F-N,P,R,S,T,V (Off Road Version)	01-06	1590	13	251	52	520	114	
WR250 F-W,X,Y (Off Road Version)	07-09	1590	13	251	50	520	114	
TT350 S,T,W,A,B	86-92	575	14	853	50	520	108	



Steel Specs-Rear Sprockets: Made in Japan C50 Steel.

Steel Specs-Front Sprockets: Made in Japan C50&SCM415 CHROMOLY.

	YEAR	FRONT SPROCKET		REAR SPROCKET		CHAIN		
		PART No	T	PART No	T	PITCH	LINKS	
YAMAHA OFF ROAD BIKES								
IT400 D,E,F	77-79	569	14	853	46	520	106	
YZ400 D,E,F	77-79	569	14	853	48	520	108	
YZ400 F-K	98	565	14	853	49	520	114	
YZ400 F-L	99	565	14	251	49	520	114	
WR400 F-K	98	565	14	853	52	520		
WR400 F-L,M,N	99-01	565	14	251	50	520	114	
YZ426 F,M,N,P	00-02	565	14	251	48	520	114	
WR426 F-N,P	01-02	565	14	251	50	520	114	
WR450 F-R,S,T,V	03-06	565	14	251	50	520	114	
WR450 F-X,Y	07-09	565	13	251	50	520	114	
YZ450 F-R,S	03-04	565	14	251	48	520	114	
YZ450 F-T,V	05-06	565	14	251	51	520	114	
YZ450 F-W,X,Y	07-09	565	13	251	49	520	114	
YZ450 F-Z	10							
IT465 H,J	81-82	569	14	853	44	520	112	
YZ465 G	80	569	14	853	46	520	108	
YZ465 H	81	569	14	853	50	520	112	
IT490 K,L	83-84	569	14	853	44	520	112	
YZ490 K	83	569	14	853	48	520	112	
YZ490 J,L,N,S,T,U,W	82-89	569	14	853	50	520	114	
TT500 D,E,F,G	77-80	565	15	853	52	520	100	
WR500 ZD	92	569	15	853	52	520	118	
WR500 ZE,ZF	93-94	569	14	853	50	520	118	
TT600 L,N,S,T,A,B,D	83-92	575	14	853	50	520	116	
TT600 E	96-97	575	14	1857	47	520	110	
TT600 E	96-00	575	15	853	47	520	110	
TT600 R	98-03	577	15	853	44	520	112	
TT600 RE	04	1577	15	857	47	520	114	
YAMAHA THREE WHEELS								
YT125 G,H (Tri Moto)	80-81	426	13		49	428	60	
YT125 J,K,L,N (Tri Moto)	82-85	421	11		39	520	48	
YT125 J,K,L,N (Tri Moto)	82-85	421	11		42	520	50	
YT175 J,K (Tri Moto)	82-83	421	11		39	520	48	
YT175 J,K (Tri Moto)	82-83	421	11		42	520	50	
YTM200 K,L,N (Tri Moto)	83-85	1552	11	1912	42	520	60	
YTZ250 N,S (Tri Moto)	85-86	569	13	853	44	520	98	
YAMAHA FOUR WHEELS								
YFA1 W,B,D,E,F,G,H,J,K,L	125 Breeze	89-99	569	12	1910	32	520	74
YFA1 M,N,P,R,S	125 Breeze	00-04	569	12	1910	32	520	74
YFM125 S,T,V,W,X,Y	Grizzly	04-09	569	12	1910	32	520	74
YFS200 U,W,A,B,D,E,F,G,H,J,K	Blaster	88-98	1554	13	853	40	520	92
YFS200 L,M,N,P,R,S,T,V	Blaster	99-06	1554	13	853	40	520	92
YFM250 R-X,Y	Raptor	08-09	1593	14	1857	38	520	
YFM250 R-Z	Raptor	10						
YFM350 X-T,U	Warrior	87-88	569	13	1857	40	520	100
YFM350 X-W,B,D,E,F,G,H,J,K	Warrior	89-98	569	13	853	40	520	98
YFM350 X-L,M,N,P,R,S	Warrior	99-04	569	13	853	40	520	98
YFM350 S,T,V,W,X,Y	Raptor	04-09	569	13	1857	38	520	98
YFM350 Z	Raptor	10						
YFM350 RSE-W	Raptor Special Edition	07	569	13	1857	38	520	98
YFZ350 T,U	Banshee	87-88	569	13	1857	42	520	104
YFZ350 W,B,D,E,F,G,H,J,K	Banshee	89-98	569	14	853	41	520	104
YFZ350 L,M,N	Banshee	99-01	569	14	853	41	520	104



Steel Specs-Rear Sprockets: Made in Japan C50 Steel.

Steel Specs-Front Sprockets: Made in Japan C50&SCM415 CHROMOLY.

	YEAR	FRONT SPROCKET		REAR SPROCKET		CHAIN		
		PART No	T	PART No	T	PITCH	LINKS	
ADLY ROAD BIKES								
300 Thunderbike	04-05	1352	13		32	520	86	
AEON ATV								
220 Cobra	05-06		13	1910	32	520	86	
APRILIA ROAD BIKES								
50 MX SM	03-06	1120	11	24	51	420	126	
50 RS	99-05	1120	12	23	47	420	122	
50 RS	06-08	1128	11	1133	53	420	132	
50 RS	09	1128	11	1133	53	420	132	
50 RX	98-05	1120	12	24	51	420	126	
50 RX	06-08	1128	11	1133	53	420	132	
50 RX	09	1128	11	1133	53	420	132	
50 SX	06-08	1128	11	1133	53	420	132	
50 SX	09							
50 Tuono	03-05	1120	11	23	47	420	124	
75 W4	92-96	708	15	696	49	428	124	
125 Red Rose Custom AE	88-90	394	14	20	41	520	110	
125 Red Rose Custom	91-95	394	14	20	41	520	110	
125 Red Rose	96-99	394	14	40	520	110		
125 AFI Sintesi	88-89	394	16	19	37	520	106	
125 AFI Sport	93	394	16	19	37	520	106	
125 AFI Sport Pro	92-93	394	16	19	38	520	108	
125 AFI Super Sport	88-90	394	16	19	37	520	106	
125 AFI Replica	88-92	402	16	19	36	520	104	
125 AFI Futura	90-93	394	16	19	38	520	106	
125 AFI Europa	90-93	394	16	19	38	520	106	
125 AFI Extrema	93-94	394	15	701	39	520	108	
125 ETX	84	393	14	5	39	520	100	
125 ETX Tuareg	85	393	15	5	41	520	102	
125 ETX Tuareg	86-87	402	15	5	41	520	102	
125 ETX	99-01		14		39	520	100	
125 MX	85	393	15		50	520	116	
125 MX	04-07	394	16	22	45	520	112	
125 MX	04	394	16	5	45	520		
125 Pegaso	89-99	394	14	21	40	520	104	
125 RS Extrema	93-03	394	17	701	41	520		
125 RS Extrema	04-05	394	17	701	40	520	106	
125 RS Replica	93-03	394	14	701	39	520	108	
125 RS	06-08	394	17	703	40	520	110	
125 RS	09							
125 RS (80 Km/h version)	93-96	394	13	701	39	520	104	
125 RS (80 Km/h version)	97-03	394	13	701	40	520	106	
125 RX/R	90-93	394	14	22	49	520	108	
125 RX	93-97	394	17	22	49	520	114	
125 RX	00	394	14	22	49	520	114	
125 RX	08	394	15		49	520		
125 RX	09							
125 ST	83	800	13	13	41	520	110	
125 STX	84	800	13	13	39	520	110	
125 SX	08	394	15		45	520		
125 SX	09							
125 Tuareg	86-87	402	15	16	41	520	102	
125 Tuareg Freno Disco	87	402	15	18	45	520	110	
125 Tuareg Rally	85-87	402	14	17	42	520	102	
125 Tuareg Rally	89-	394	14	22	49	520	110	



Steel Specs-Rear Sprockets: Made in Japan C50 Steel.

Steel Specs-Front Sprockets: Made in Japan C50&SCM415 CHROMOLY.

	YEAR	FRONT SPROCKET		REAR SPROCKET		CHAIN		
		PART No	T	PART No	T	PITCH	LINKS	
APRILIA ROAD BIKES								
125 Tuareg Rally	90-93	394	14	22	49	520	108	
125 Tuareg Wind	88	394	14	16	40	520	104	
125 Tuareg Wind AE	89-90	394	14	701	40	520	104	
125 Tuareg Wind	90-92	394	14	21	40	520	104	
125 Tuono	03-07	394	14	701	40	520	104	
250 MX	85	393	15		50	520	116	
250 Tuareg Rally	85-89	402	16	17	42	520	110	
250 RS	95-04	436	14	28	42	520	110	
350 ETX Tuareg	85-87	402	15		46	520	104	
350 ETX Tuareg Wind	88-90	1125	16	5	45	520	104	
450 RXV	06-08		15	706	48	520	120	
450 SXV	06-08		15	706	48	520	120	
550 RXV	06-08		15	706	48	520	120	
550 SXV	06-08		15	706	48	520	120	
600 ETX Tuareg	85-87	1125	15		46	520	104	
600 Tuareg SPX Paris Dakar	88-90	1125	17	5	43	520	108	
600 Tuareg Wind	90-92	1125	17	5	43	520	106	
600 Pegaso	90	1125	17	5	43	520	108	
600 Pegaso	92-93	1125	17	5	43	520	106	
650 Pegaso	92-97	1126	16	5	47	520	110	
650 Pegaso	98-99	402	16	5	47	520	110	
650 Pegaso Cube	00	402	16	5	47	520	110	
650 Pegaso i.e.	01-04	402	16	5	47	520	110	
650 Pegaso Tucany Tibet	04	402	16	5	46	520		
650 Pegaso Factory	07-09	308	15	703	44	520	110	
650 Pegaso Strada	05-09	308	15	703	44	520	110	
650 Pegaso Trail	07-09	308	15	703	44	520	110	
Moto 6.5	95-99	1126	16	5	49	520	108	
650 Stark	95-98	1126	16	5	49	520	120	
750 Dorsoduro	07-09		16	702	46	525	112	
750 SL Shiver	07-09		16	702	44	525	108	
750 SL Shiver GT	07-09		16	702	44	525	108	
850 Mana	08-09		18	702	40	525	110	
850 Mana GT	08-09		18	702	40	525	110	
1000 ETV Capo Nord	01-08	704	17		45	525	112	
1000 RST Futura	01-04	704	16		43	525	108	
1000 RSV Mille R,SL,SP	98-03	704	17	702	42	525	108	
1000 RSV Mille <<<< 520 Chain Conversion	98-03	705	17	703	42	520	108	
1000 RSV R	04-09	704	16	702	40	525	106	
1000 RSV R <<<< 520 Chain Conversion	04-09	705	16	703	40	520	106	
1000 RSV4 Factory	09	704	16	702	40	525		
1000 RSV4 Factory <<<< 520 Chain Conversion	09	705	16	703	40	520		
1000 RSV Tuono	03-05	704	17	702	42	525	108	
1000 Tuono R Racing	06-09	704	16	702	40	525	106	
1000 SL Falco	00-06	704	16	702	41	525	108	
1000 SL Falco <<<< 520 Chain Conversion	00-06	705	16	703	41	520	108	
APRILIA OFF ROAD BIKES								
Rotax (Large Spline)	87-88	402	13		38	520		
TXR240M	88	402	13		38	520	98	
Climber 240/280/300	89-96	394	11		42	520	98	
TX300 Rotax (Small Spline)	85-86	393	13		38	520	98	
TX311	86-87	402	13		38	520	94	
TXR312M	88-90	402	13		38	520	98	



Steel Specs-Rear Sprockets: Made in Japan C50 Steel.

Steel Specs-Front Sprockets: Made in Japan C50&SCM415 CHROMOLY.

	YEAR	FRONT SPROCKET		REAR SPROCKET		CHAIN		
		PART No	T	PART No	T	PITCH	LINKS	
BETAMOTOR ROAD BIKES								
50 RR Enduro	02-05	1120	12		51	420	126	
50 RR Racing	05-09	1120	11		51	420	126	
50 RR Supermotard	02-05	1120	13		50	420	126	
50 RR Supermotard Racing	05-09	1120	11		51	420	126	
125 RR	06-07	1263	14		50	428	130	
125 SM M4	06-07	1263	14		46	428	128	
250 RR	05-07	1901	14	822	52	520	114	
350 Jonathan	01-02	432	15	5	41	520	120	
350 Jonathan	03-04	432	15	5	43	520	122	
400 RR	05-09	1901	14	822	50	520	114	
450 RR	05-09	1901	14	822	50	520	114	
525 RR	05-09	1901	14	822	50	520	114	
BMW ROAD BIKES								
G450 X	08-09	403	15	8	48	520	114	
G450 X Street Legal	09	403	15	8	51	520		
F650	94-95	402	16	5	47	520	110	
F650 Funduro	96-00	402	16	5	47	520	110	
F650 ST Strada	98-00	402	16	5	47	520	110	
F650 Dakar	99-00	402	16	5	47	520	112	
F650 GS Dakar	01-05	402	16	5	47	520	112	
F650 GS	99-07	402	16	5	47	520	112	
F650 GS	08	704	17	6	41	525	116	
650 Xchallenge	07-08	402	16	9	47	520	112	
650 Xcountry	07-08	402	16	9	47	520	112	
650 Xcountry	09							
650 Xmoto	07-08	402	16	703	47	520	112	
F800 GS	08	704	16	6	42	525	116	
F800 GS	09							
F800 R	09		20		47	525		
S1000 RR	09				44	525		
BOMBARDIER ATV								
200 Rally	04-06	402	13		42	520	78	
450 DS	08		14		42	520	102	
DS650	00-03	3411	16	1420	40	50		
DS650	04-05	3411	16	1421	40	50		
DS650 Baja	02-03	3411	16	1420	40	50		
DS650 Baja	04	3411	16	1421	40	50		
DS650 DS	04	3411	16	1421	40	50		
DS650 X	04-07	3411	16	1421	40	50		
BULTACO ROAD BIKES								
50 Lobito		1127	12	1132	53	420	130	
50 Astro SM		1127	13	1132	53	420	132	
CAGIVA ROAD BIKES								
50 Cocis 2A Serie	90-91	708	14	696	50	428	124	
50 K3	91-92	708	15	696	50	428		
50 W4 Trail	92-94	708	15	696	50	428	130	
50 Super City	92-96	708	13	696	49	428	128	
50 Prima Super Sports	92-96	708	13	696	49	428	128	
50 Prima Super Sports	92-95	708	15	696	43	428		
50 Mito	99	708	13	696	49	428		
75 Cocis	91	708	14	696	50	428	126	



Steel Specs-Rear Sprockets: Made in Japan C50 Steel.

Steel Specs-Front Sprockets: Made in Japan C50&SCM415 CHROMOLY.

	YEAR	FRONT SPROCKET		REAR SPROCKET		CHAIN		
		PART No	T	PART No	T	PITCH	LINKS	
CAGIVA ROAD BIKES								
80 W4 Trail	92-96	708	15	696	50	428	130	
80 Super City	92-96	708	13	696	49	428	128	
80 Prima Super Sports	92-96	708	13	696	49	428	128	
125 SST Ruote Lega	84-87	710	15		62	428	136	
125 SXT Aletta Rossa WSX Trail	83-87	710	16	1163	45	428	122	
125 Aletta Oro	85-87	711	12	13	41	520	104	
125 Blues Custom	87-95	711	14	13	39	520	112	
125 Cruiser	87-89	711	13	698	39	520	106	
125 Elefant 1/2/3	84-88	710	16	1163	45	428	122	
125 Freccia C9	87	711	14	13	38	520	112	
125 Freccia C10	88-89	711	14	13	39	520	112	
125 Freccia C12/R/T	89-92	711	14	13	41	520	114	
125 K7	90-92	711	14	698	41	520	114	
125 Planet	98-00	711	14		41	520		
125 Mito Sports	90-92	711	14	701	43	520	116	
125 Mito EV	92-99	711	14	701	41	520	114	
125 Mito Evolution	00-04	711	14	701	38	520	114	
125 Mito Euro 2	04-08	711	14	701	43	520	116	
125 Mito SP525	08-09	711	14	701	43	520	116	
125 Mito SP525	10		14		43	520		
125 N90	90-92	711	14	698	42	520	108	
125 N1	97-99	711	14	701	43	520	116	
125 Raptor	03	711	14	701	39	520	114	
125 Raptor	04-09	711	14	701	43	520	116	
125 Raptor	10		14		43	520		
125 Super City	91-99	711	13	701	42	520	112	
125 Tamanaco	88-91	711	13	698	40	520	106	
125 W8 Trail	92-95	711	13	698	44	520	108	
125 W8	99	711	12	698	44	520		
350 ALA Rossa Trail	83-84	508	14	709	41	50	108	
350 ALA Rossa Trail	85-87	725	14			50	108	
350 Elefant Paris Dakar	86-88	723	14	714	50	520	108	
350 Alazzurra Sports	85-88	725	14	1022	47	50	108	
350 T4 E/R	87-91	728	16	828	42	520	110	
350 W12 Trail	93-96	728	16	698	46	520	110	
500 T4 E/R	87-90	728	15	828	42	520	110	
500 Canyon	99-01		15		45	520	112	
600 Canyon	96-99	728	15		45	520		
600 River	95-99	728	15	701	43	520	116	
600 W16 Trail	94-97	728	15	698	44	520	116	
650 Alazzurra Sports	85-88	725	15	1022	41	50	100	
650 Elefant Trail	85-87	725	15	718	44	50	106	
650 Alazzurra GT Sports	86-88	725	15	718	44	50	106	
650 Raptor	01-07	520	15		45	525		
650 V-Raptor	01-07	520	15		45	525		
750 Elefant Trail	87-89	726	14	718	46	50	108	
750 Elefant	93-98		15	729	46	50	108	
900 Elefant	90-97	739	15	729	46	50	108	
900 Elefant IE	90-97		15	729	46	50	108	
900 Grand Canyon	99	739	15	729	46	50		
900 Canyon	99		15		45	525	108	
1000 Navigator	01-05	520	16		41	525	108	
1000 Raptor	01-06	513	16		40	50	106	
1000 V-Raptor	01-06	513	16		40	50	106	
1000 Xtra Raptor	01-05	513	16			50		



Steel Specs-Rear Sprockets: Made in Japan C50 Steel.

Steel Specs-Front Sprockets: Made in Japan C50&SCM415 CHROMOLY.

	YEAR	FRONT SPROCKET		REAR SPROCKET		CHAIN		
		PART No	T	PART No	T	PITCH	LINKS	
CAGIVA OFF ROAD BIKES								
125 Enduro	81-82	422	12	48	520	116		
125 WMX	82	422	13	48	520	108		
125 WMX	83-84	422	13	49	520	116		
125 WMX GP	85-88	422	12	510	520	112		
125 WMX GP	89-92	718	12	822	520	114		
250 WMX	83-84	422	13	49	520	108		
250 WMX	87-88	718	13	510	520	116		
250 WMX	89-92	507	14	822	520	116		
500 WMX	85	422	13		520	120		
CPI ROAD BIKES								
50 SM	06-07	1120	11	1079	62	420	136	
DAELIM ROAD BIKES								
100 Altino		259	14	269	40	428	116	
VC125 S	96-99	259	14	269	43	428	126	
VC125 (80 KmH Version)	96-97	259	13	269	43	428	126	
VL125 Daystar	00-07	259	14	269	42	428	146	
VL125 Daystar (80 KmH Version)	00-07	259	13	269	42	428	146	
VL125 FI Daystar	08-09							
VS125	97-99	259	14	269	42	428	126	
VS125 Evolution	00-03	259	14	269	42	428	126	
VT125 Evolution	98-02	259	14	269	42	428	134	
VT125 Evolution (80 KmH Version)	98-02	259	13	269	42	428	134	
125 Roadwin	04-07	259	14	269	42	428	146	
125 Roadwin FI	08-09	259	14	269	42	428	146	
DERBI ROAD BIKES								
50 GPR R	00-06	1127	12	52	420			
50 GPR Racing	04-05	1127	12	1133	53	420	132	
50 GPR Racing	06-08	1128	11	1133	53	420	132	
50 GPR Nude	04-05	1127	12	1133	53	420	132	
50 GPR Nude	06-08	1128	11	1133	53	420	132	
50 GP1	05-09							
50 R-DRD Black Devil	04-05	1127	13	1131	53	420	130	
50 Senda R	00-02	1127	13	1131	53	420	134	
50 Senda R Classic	01	1127	12	53	420	130		
50 Senda R DRD	02-05	1127	13	1132	53	420	140	
50 Senda R DRD Racing	06-08	1128	11	1132	53	420	130	
50 Senda R DRD Pro	06-08	1128	11	1132	53	420	132	
50 Senda R Racer	02-03	1127	12	53	420	130		
50 Senda R X-treme	02-05	1127	13	1131	53	420	130	
50 Senda R X-treme	06-08	1128	11	1131	53	420	130	
50 Senda R X-Race	04-05	1127	13	1131	53	420	130	
50 Senda R X-Race	06-08	1128	11	1131	53	420	130	
50 Senda SM Classic	99-02	1127	13	53	420	130		
50 Senda SM X-treme	00-05	1127	14	1131	53	420	130	
50 Senda SM X-treme	06-08	1128	11	1131	53	420	130	
50 Senda SM X-race	04-05	1127	14	1131	53	420	130	
50 Senda SM X-race	06-08	1128	11	1131	53	420	130	
50 Senda SM Racer	02-03	1127	13	53	420	130		
50 Senda SM DRD	02-05	1127	14	1132	53	420	130	
50 Senda SM DRD Racing	06-08	1128	11	1132	53	420	130	
50 Senda SM DRD Racing Limited	07	1128	11	1133	53	420	130	
50 Senda SM DRD Pro	06-08	1128	11	1132	53	420	132	
125 Baja SM	06-08	259	15	1134	48	428	134	



Steel Specs-Rear Sprockets: Made in Japan C50 Steel.

Steel Specs-Front Sprockets: Made in Japan C50&SCM415 CHROMOLY.

	YEAR	FRONT SPROCKET		REAR SPROCKET		CHAIN		
		PART No	T	PART No	T	PITCH	LINKS	
DERBI ROAD BIKES								
125 Cross City	07-08	259	15	1134	50	428	134	
125 GPR Nude	04-08	558	16	1134	50	428	130	
125 GPR Racing	04-08	558	16	1134	50	428	130	
125 Mulhacen	07-08		14	1134	51	428	130	
125 Mulhacen Cafe	09					428		
125 Senda Baja SM	06-08	1264	17	1134	52	428	140	
125 Senda Baja R Enduro	06-08	1264	17	1134	54	428	142	
125 Senda R	04-07	264	17	1134	54	428	136	
125 Senda SM	04-07	264	17	1134	50	428	136	
125 Senda Trail	04-05	264	17	1134	54	428	142	
125 Terra	07-08		14	1134	51	428	130	
250 DXR (ATV)	04-08	270	14		40	520	94	
659 Mulhacen	07-08	308	15	817	46	520	106	
659 Mulhacen Cafe	09							
DUCATI ROAD BIKES								
400 SS Junior Super Sport	92-96		14	735	43	520	108	
400 Monster (Japan Only)	01-04	736	15	735	46	520		
400 Monster (Japan Only)	05-06	736	15	735	48	520	106	
400 Monster (Japan Only)	07	736	15	735	48	520	106	
400 Monster (Japan Only)	08	736	15	735	48	520	106	
500 Desmo GTL/S	79		15	1022	38	50	98	
500 SL Pantah Sports	80-84	492	14	1022	38	50	94	
600 SL Pantah Sports	80-84	492	15	1022	38	50	94	
600 Monster <02961	94	736	15	735	38	520	100	
600 Monster >02962	95-98	736	14	735	43	520	100	
600 Monster	99-01	736	15	735	46	520	102	
600 SS <01852	94	736	14	735	36	520	96	
600 SS >01853	95-99	736	15	735	41	520	98	
620 Monster i.e.	02-03	736	15	735	46	520	106	
620 Monster i.e.	04-06	736	15	735	48	520	106	
620 S Monster i.e.	02-03	736	15	735	46	520	106	
620 S Monster i.e.	04-06	736	15	735	48	520	106	
620 Monster Dark	03	736	15	735	46	520	106	
620 Monster Dark	04-06	736	15	735	48	520	106	
620 Monster Dark MD Monodisco	04	736	15	735	46	520	106	
620 Multistrada	05-06	736	15	735	48	520	108	
620 Multistrada Dark	05-06	736	15	735	48	520	108	
620 Sport	03	736	15	735	44	520	100	
650 Indiana Custom	87-88	725	15	718	48	50	104	
695 Monster	07	736	15	735	48	520	106	
695 Monster	08	736	15	735	42	520		
696 Monster	08-09	736	15	735	45	520	108	
748 Biposto (Rear sprocket - fit with JT750B Sprocket Carrier)	95-03	736	14	751	38	520	94	
748 SP (Rear sprocket - fit with JT750B Sprocket Carrier)	95-98	736	14	751	37	520	94	
748 R (Rear sprocket - fit with JT750B Sprocket Carrier)	01-02	736	14	751	36	520	94	
748 (Rear sprocket - fit with JT750B Sprocket Carrier)	02-03	736	14	751	38	520	94	
748 S (Rear sprocket - fit with JT750B Sprocket Carrier)	02-03	736	14	751	38	520	94	
749	04-05	741	14	744	39	525	96	
749	06	741	14	744	39	525	98	
749 R	06	741	15	744	35	525	98	
749 S	03	741	14	744	39	525	96	
749 S	04-06	741	14	744	38	525	96	
750 Indiana Custom	87-90	726	15	718	46	50	104	
750 F1-1	85-86	725	15	1022	38	50	98	



Steel Specs-Rear Sprockets: Made in Japan C50 Steel.

Steel Specs-Front Sprockets: Made in Japan C50&SCM415 CHROMOLY.

	YEAR	FRONT SPROCKET		REAR SPROCKET		CHAIN		
		PART No	T	PART No	T	PITCH	LINKS	
DUCATI ROAD BIKES								
750 F1 -2	87	497	15	1022	38	50	98	
750 F1 -3 SS	88	497	15	1022	40	50	98	
750 Monster	96-97	736	15	735	38	520	98	
750 Monster	98-01	736	15	735	41	520	100	
750 Monster i.e.	02	736	15	735	41	520	102	
750 Monster i.e. Dark	02	736	15	735	41	520	102	
750 Montjuich	86-87		14	491	40	520	98	
750 Lagunaseca	87		15	491	40	520	110	
750 Paso Sport	86-90	495	15	491	38	520	106	
750 Paso	88-90	495	15	491	38	520	106	
750 Santa Monica SS	87-88		15	491	38	520	110	
750 Sport	88-90	495	15	491	38	520	96	
750 Sport	02	736	15	735	40	520	98	
750 SS	91-98	736	15	735	37	520	98	
750 SS	99-02	736	14	735	40	520	98	
800 Monster i.e.	03-04	736	15	735	42	520	102	
800 Monster Dark	03	736	15	735	42	520	102	
800 Monster S2R (Rear - fit with JT750B Sprocket Carrier)	05-06	736	15	751	42	520	104	
800 Monster S2R (Rear - fit with JT750B Sprocket Carrier)	07	736	15	751	42	520	104	
800 Monster S2R Dark (Rear - fit with JT750B Sprocket Carrier)	06	736	15	751	42	520	104	
800 Sport	03	736	15	735	39	520		
800 SS	03-06	736	15	735	39	520	98	
800 SS	07	736	15	735	39	520		
848 (Rear sprocket - fit with JT750B Sprocket Carrier)	08	740	15	752	39	525	98	
848 (Rear sprocket - fit with JT750B Sprocket Carrier)	09	740	15	752	39	525	98	
851 Kit / Superbike	88	736	15	491	38	520	98	
851 Strada	89-92	736	15	735	39	520	98	
851 SP	88-89	736	15	491	38	520	98	
851 SP	90	736	15	735	39	520	98	
851 SP	91	736	15	735	37	520	98	
851 Strada Biposto	90-92	736	15	735	39	520	98	
888 Strada	93-94	736	15	735	36	520	98	
900 S2 / MHR	83-85		15	1022	41	50	106	
900 Super Light	92-98	736	15	735	37	520	96	
900 Super Sport	80-83		16	1022	38	50	104	
900 Super Sport	89-92	736	15	735	39	520	96	
900 SS	98-02	736	15	735	40	520	98	
900 Monster	94-98	736	15	735	39	520	98	
900 Monster	99	736	15	735	38	520	98	
900 Monster i.e.	00-01	736	15	735	39	520	98	
900 Monster i.e.	02	736	15	735	38	520	100	
900 MH900 e	02	736	15	735	38	520	98	
906 Paso Sports	89	736	15	491	40	520	108	
906 Paso Sports	90-93	736	15	491	38	520	106	
907 Paso Sports	90-93	737	15	735	40	520	108	
907 I.E.	91-92		15	735	40	520	108	
916 Monster S4	01-03	740	15	745	37	525	100	
916 Monster S4R (Rear - fit with JT750B Sprocket Carrier)	04-06	740	15	752	42	525		
916 Monster S4R >>>> 520 Chain Conversion (with JT carrier)	04-06	736	15	751	42	520		
916 Strada Biposto (Rear - fit with JT750B Sprocket Carrier)	94-00	740	15	752	36	525	94	
916 Strada Biposto >>>> 520 Chain Conversion (with JT carrier)	94-00	736	15	751	36	525	94	
916 SPS Sport Production (Rear - fit with JT750B Carrier)	94-00	740	15	752	36	525	94	
916 SPS Sport Production >>> 520 Chain Conv. (with JT carrier)	94-00	736	15	751	36	525	94	
916 Sport Touring ST4	99-03	740	15	745	43	525	102	
944 Sport Turismo ST2	97-03	740	15	745	42	525	102	



Steel Specs-Rear Sprockets: Made in Japan C50 Steel.

Steel Specs-Front Sprockets: Made in Japan C50&SCM415 CHROMOLY.

	YEAR	FRONT SPROCKET		REAR SPROCKET		CHAIN		
		PART No	T	PART No	T	PITCH	LINKS	
DUCATI ROAD BIKES								
992 Sport Touring ST3	04-05	741	15	745	42	525	102	
992 Sport Touring ST3	06-07	741	15	745	42	525	102	
992 Sport Touring ST3 (ABS)	07	741	15	745	42	525	102	
996 Biposto (Rear sprocket - fit with JT750B Sprocket Carrier)	99-01	740	15	752	36	525		
996 Monster S4R (Rear - fit with JT750B Sprocket Carrier)	04-06	740	15	752	42	525	104	
996 SPS (Rear sprocket - fit with JT750B Sprocket Carrier)	99-01	740	15	752	38	525		
996 Sport Touring ST4S	02-05	740	15	745	38	525	102	
996 Sport Touring ST4S ABS	03-05	740	15	745	38	525	102	
998 (Rear sprocket - fit with JT750B Sprocket Carrier)	02-03	741	15	752	36	525	94	
998 S (Rear sprocket - fit with JT750B Sprocket Carrier)	02	741	15	752	36	525	94	
998 Monster S4R Testastretta	07	741	15		43	525	104	
998 Monster S4R Testastretta S	07	741	15		43	525	104	
999	03-06	741	15	744	36	525	96	
999 R	06	741	15	744	36	525	96	
999 S	03-06	741	15	744	36	525	96	
999 S AMA	07	741	15	744	36	525	96	
1000 Multistrada DS (Rear - fit with JT750B Sprocket Carrier)	04-06	741	15	752	42	525	102	
1000 S Multistrada DS (Rear - fit with JT750B Sprocket Carrier)	05-06	741	15	752	42	525	102	
1000 Monster i.e.	03-05	741	15	745	39	525	100	
1000 S Monster i.e.	04-05	741	15	745	39	525	100	
1000 Monster S2R (Rear - fit with JT750B Sprocket Carrier)	06-07	741	15	752	42	525	104	
1000 Monster S2R	08	741	15			525		
1000 Sport	06	741	15	745	38	525		
1000 Sport S	07-08	741	15	745	39	525		
1000 Sport S	09	741	15	745	39	525		
1000 Sport Biposto	07-08	741	15	745	39	525		
1000 Sport Monoposto (Japan Only)	07	741	15	745	38	525		
1000 Paul Smart LE	06	741	15	745	38	525		
1000 SS	03-05	741	15	745	38	525	96	
1000 SS DS	05-06	741	15	745	38	525		
1000 Sportclassic GT	07	741	15	745	39	525		
1000 Sportclassic GT	09	741	15	745	39	525		
1000 Sportclassic GT Touring	09	741	15	745	39	525		
1098 (Rear sprocket - fit with JT760B Sprocket Carrier)	07-08	741	15	761	38	525		
1098 R (Rear sprocket - fit with JT760B Sprocket Carrier)	08-09	741	15	761	38	525		
1098 S (Rear sprocket - fit with JT760B Sprocket Carrier)	07-08	741	15	761	38	525		
1098 << 520 Conversion (Rear - with JT760B Sprocket Carrier)	07-09	742	15	762	38	520		
1100 Monster	09	741	15	752	39	525		
1100 S Monster	09	741	15	752	39	525		
1100 Multistrada (Rear - fit with JT750B Sprocket Carrier)	07-09	741	15	752	42	525		
1100 S Multistrada (Rear - fit with JT750B Sprocket Carrier)	07-09	741	15	752	42	525		
1100 Hypermotard (Rear - fit with JT750B Sprocket Carrier)	08-09	741	15	752	42	525		
1100 S Hypermotard (Rear - fit with JT750B Sprocket Carrier)	08	741	15	752	42	525		
1100 S Hypermotard (Rear - fit with JT750B Sprocket Carrier)	09	741	15	752	42	525		
1198 (Rear sprocket - fit with JT760B Sprocket Carrier)	07-08	741	15	761	38	525		
1198 R (Rear sprocket - fit with JT760B Sprocket Carrier)	08-09	741	15	761	38	525		
1198 << 520 Conversion (Rear - with JT760B Sprocket Carrier)	07-09	742	15	762	38	520		
FANTIC ROAD BIKES								
50 Caballero Casa	06-08	1120	11		58	420	136	
50 Caballero SM	06-08	1120	11		58	420	136	
GAS GAS ENDURO BIKES								
50 Rookie	02-05		12	1131	52	420	130	
125 Enduro	00-02	715	13	822	52	520	118	
125 EC	03-09	715	13	822	48	520	112	



Steel Specs-Rear Sprockets: Made in Japan C50 Steel.

Steel Specs-Front Sprockets: Made in Japan C50&SCM415 CHROMOLY.

	YEAR	FRONT SPROCKET		REAR SPROCKET		CHAIN		
		PART No	T	PART No	T	PITCH	LINKS	
DUCATI ROAD BIKES								
125 EC	10	715	13			520		
200 EC	00-02	715	13	822	51	520	116	
200 EC	03-09	715	13	822	51	520	114	
200 EC	10	715	13			520		
250 EC	00	715	13	822	47	520	114	
250 EC	01-09	715	13	822	48	520	112	
250 EC	10	715	13	822	48	520		
300 EC	00	715	13	822	47	520	114	
300 EC	01-07	715	13	822	48	520	114	
300 EC	09-10	715	13			520		
EC400 FSE	00	715	13	822	48	520	116	
SM400 FSE	03-04	715	13	822	42	520	112	
EC450 FSE	03-09	715	13	822	48	520	116	
SM450 FSE	03-04	715	13	822	42	520	112	
SM450	09				42			
515 EC	09	715	13	822	48	520		
515 SM	09				42			
GENERIC ROAD BIKES								
50 Trigger SM	07	1120	11	24	53	420	128	
GILERA ROAD BIKES								
50 GP	02-03	1127	12		52	420	132	
50 RCR	03-05	1127	13	1131	53	420	130	
50 RCR	06	1128	11	1131	53	420	130	
50 SMT	03-05	1127	14	1131	53	420	130	
50 SMT	06	1128	11	1131	53	420	130	
50 Zulu	01-02	1127	12		46	420	124	
125 Apache	91-92		14	606	43	520	114	
125 Cougar	01	264	16	485	46	428		
125 Crono	91-92		14	604	40	520	106	
125 KK/KZ	86-89		16	485	46	428	126	
125 MX 1	88-89		13	604	38	520	104	
125 MX/R	89-91		13	604	38	520	104	
125 R1/R1/S	88-89		13	5	44	520	110	
125 RC Rally	87-88		13	602	44	520	114	
125 RC Top Rally	89-92		14	606	43	520	114	
125 RRT Nebraska	87		16	600	52	428	126	
125 RTX	85-88		16	600	52	428	128	
125 SC	06-08	558	16		50	428		
125 SP/01	88-92		14	604	38	520	106	
125 SP/02	90-92		14	604	38	520	106	
125 XR/1	88		13	16	44	520	104	
125 XR/2	89-92		13	604	44	520	104	
125RV Sport	86-90		16		50	428	126	
125RX Arizona Trail	86-88		16	600	52	428	128	
200 RV	86-88		13	13	40	520	104	
200 RX, Arizona	85-88		13	602	40	520	104	
350 ER, Dakota	85-89		14	610	51	520	108	
500 Saturno	90-93		14	5	43	520	106	
600 Nordwest	92-93		14	611	43	520	108	
600 RC	89-92		14	245/2	43	520	106	
600 RC/R	91-93		14	245/2	52	520		
600 XR/T	88-89		14	5	43	520	106	
GP800	08-09				47	525	102	



Steel Specs-Rear Sprockets: Made in Japan C50 Steel.

Steel Specs-Front Sprockets: Made in Japan C50&SCM415 CHROMOLY.

	YEAR	FRONT SPROCKET		REAR SPROCKET		CHAIN		
		PART No	T	PART No	T	PITCH	LINKS	
HARLEY DAVIDSON ROAD BIKES								
XLH883 Sportster	84-85	884	21	7082	48	50	110	
XLH883 Sportster	86-90	884	21	7086	48	50	110	
XLH883 Sportster	91-92	989	21	7086	48	50	110	
XLH1200 Sportster	84-85	884	21	7082	48	50	110	
XLH1200 Sportster	86-90	884	21	7086	48	50	110	
XLH1200 Sportster	91-92	989	21	7086	48	50	110	
HMZ ROAD BIKES								
GS125		410	14	810	43	428	116	
HMZ125 Cruise I	96-	426	14	810	48	428	126	
HMZ125 Cruise II		410	14	810	47	428	126	
XR125		410	14	810	47	428	132	
125 V2 Chopper		410	13	810	48	428	138	
HUSABERG OFF ROAD BIKES								
350 Enduro	92-95	823	14	1950	48	520		
FC350 4 Speed	96-99	823	15	1950	44	520		
FC350 4 Speed	00-01	823	15	897	44	520		
FC350 6 Speed	96	823	14	1950	48	520		
FC350 6 Speed	97-99	823	15	1950	48	520		
FC350 6 Speed	00-01	823	15	897	48	520		
FE350	96-99	823	14	1950	48	520		
FE350	00-01	823	14	897	48	520		
MX350	95	823	14	1950	48	520		
FC400 4 Speed	96-99	823	15	1950	44	520		
FC400 4 Speed	00-01	823	15	897	44	520		
FC400 6 Speed	96	823	14	1950	48	520		
FC400 6 Speed	97-99	823	15	1950	48	520		
FC400 6 Speed	00-01	823	15	897	48	520		
FE400	96-99	823	14	1950	48	520		
FE400 e	00-03	823	14	897	48	520		
FC450	04-06	823	14	897	48	520	116	
FE450 e	04-08	823	14	897	48	520	116	
FE450 s	07	823		897		520		
FE450	09	1901	13	897	52	520	120	
FS450 e	04-08	823	15	897	42	520	120	
MX499 4 Speed	92-95	823	15	1950	44	520		
MX499 6 Speed	92-95	823	14	1950	48	520		
501 Enduro	90-95	823	14	1950	48	520		
FC501 4 Speed	96-99	823	15	1950	44	520		
FC501 6 Speed	96	823	14	1950	48	520		
FC501 6 Speed	97-99	823	15	1950	48	520		
FC501 6 Speed	00-01	823	15	897	48	520		
FE501	96-99	823	14	1950	48	520		
FE501	00-01	823	14	897	48	520		
MX501 4 Speed	92-95	823	15	1950	44	520		
MX501 6 Speed	92-95	823	14	1950	48	520		
FC550 6 Speed	03-04	823	15	897	42	520		
FC550	05-08	823	14	897	48	520	116	
FE550 e	04-08	823	15	897	48	520	116	
FS550 e	07	823		897		520		
FE570	09	1901	13	897	52	520		
600 Enduro	93-95	823	14	1950	48	520		
FC600 4 Speed	96-99	823	15	1950	44	520		
FC600 6 Speed	96-99	823	15	1950	48	520		



Steel Specs-Rear Sprockets: Made in Japan C50 Steel.

Steel Specs-Front Sprockets: Made in Japan C50&SCM415 CHROMOLY.

	YEAR	FRONT SPROCKET		REAR SPROCKET		CHAIN		
		PART No	T	PART No	T	PITCH	LINKS	
HUSABERG OFF ROAD BIKES								
FC600 6 Speed	00-01	823	15	897	48	520		
FE600	96-99	823	14	1950	48	520		
FE600	00-01	823	14	897	48	520		
FE650 e	03-08	823	15	897	45	520	114	
FS650 c	05-08	823	15	897	40	520		
FS650 e	03-08	823	15	897	40	520		

HUSQVARNA OFF ROAD BIKES								
125 CR	84-87	823	12	223	52	520	116	
125 CR	90-94	718	12	822	52	520	116	
125 CR	95-09		13	822	50	520	118	
125 CR	10		13		50	520	112	
125 SM	99-08		13	822	50	520		
125 SM	09							
125 WR Enduro	83-84	823	12	223	48	520	110	
125 WR Enduro	85-87	823	12	223	52	520	118	
125 WRK Enduro	88-89	823	12	510	52	520	116	
125 WR Enduro	90-94	718	12	822	52	520	116	
125 WR	95-97		13	822	52	520	116	
125 WR	98-09		13	822	50	520		
125 WR	10		13		50	520	114	
125 WRE	95-98		13	822	50	520	114	
125 WRE	99-08		13	822	52	520		
125 WRE	09		13	822		520		

240 CR	84-88	823	12	223	52	520	116
240 WR Enduro	85-88	823	13	223	52	520	116
240 WR Enduro	90-91	718	13	822	46	520	116

250 CR	84-88	823	13	223	52	520	116
250 CR	90-91	507	14	822	50	520	120
250 CR	92-94	507	14	822	48	520	120
250 CR	95-97	507	13	822	48	520	120
250 CR	99	824	15	822	50	520	
250 CR	00-05	824	13	822	48	520	
250 TC	02-03	824	14	822	50	520	
250 TC	04-05	824	13	822	50	520	
250 TC	06-09	824	12	822	50	520	114
250 TC	10		13		50	520	112
250 TE	02-03	824	14	822	50	520	116
250 TE	04-09	824	13	822	50	520	116
250 TE	10		13		50	520	
250 TXC	08	824	13	822	50	520	
250 TXC	09						
250 TXC	10		13		50	520	
250 WR Enduro	83-84	823	13	223	53	520	114
250 WR Enduro	85-88	823	13	223	52	520	118
250 WR Enduro	92-98	507	14	822	48	520	112
250 WR Enduro	99-09	824	13	822	48	520	114
250 WR	10		13		48	520	112
250 WR/CR	80	813	12	223	53	520	120
250 WR/CR	90-93	507	14	822	48	520	112
250-260 WRK Enduro	89	823	13	510	46	520	112
250-260 WRK Enduro	90-94	823	14	822	50	520	120

300 WR	09-10		13		48	520	112
--------	-------	--	----	--	----	-----	-----

310 TE	09-10		13		50	520	
--------	-------	--	----	--	----	-----	--

350 WR	81-88	823	13	223	53	520	120
--------	-------	-----	----	-----	----	-----	-----

350 TE	90-95	824	15	822	51	520	120
--------	-------	-----	----	-----	----	-----	-----



Steel Specs-Rear Sprockets: Made in Japan C50 Steel.

Steel Specs-Front Sprockets: Made in Japan C50&SCM415 CHROMOLY.

	YEAR	FRONT SPROCKET		REAR SPROCKET		CHAIN		
		PART No	T	PART No	T	PITCH	LINKS	
HUSQVARNA OFF ROAD BIKES								
360 CR	92-94	507	13	822	48	520	116	
360 WR	92-98	507	13	822	48	520	116	
360 WR	99-02	507	15	822	48	520		
400 WR Enduro	85-89	823	13	223	52	520	118	
400 WR/CR	81-89	823	14	223	53	520	120	
400/430 CR	81-83	823	13	223	53	520	116	
400 TE	01-02	824	15	822	50	520		
410 TE	95-00	824	15	822	48	520		
430 CR	84-89	823	13	223	52	520	116	
430 WR Enduro	85-89	823	13	223	52	520	118	
430 AUTO	85-89	823	13	223	54	520	118	
450 SM (R)	03-04	824	15	822	45	520	114	
450 SM (R)	05	824	15	822	42	520		
450 SM (R)	09				42			
450 SM (R)	10				42			
450 SM (RR)	08-09	824	13	822	42	520	106	
450 TC	02-09	824	14	822	50	520	116	
450 TC	10		14		50	520		
450 TE	02-06	824	15	822	50	520	116	
450 TE	07	824	13	822	50	520	114	
450 TE	08-09	824	13	822	47	520	112	
450 TE	10		13		47	520		
450 TXC	09				47			
450 TXC	10		13		47	520		
500 CR	84-88	823	13	223	52	520	116	
500 TC/TE	85-86	823	14	223	48	520	116	
500 WR	83-84	823	13	223	48	520	114	
510 TC/TE	87-89	823	14	223	48	520	116	
510 TC	90-91	824	12	822	48	520	120	
510 TC	05-08	824	15	822	50	520	116	
510 TC	09				50	520		
510 TC	10		14		50	520		
510 TE	90-91	824	17	822	48	520	120	
510 TE	06-09	824	14	822	50	520	116	
510 TE	10		13		47	520		
510 TXC	09				47	520		
510 TXC	10		13		47	520		
510 SM R	05	824	16	822	42	520		
510 SM R	06-09	824	15	822	42	520	110	
510 SM (R)	10				42	520		
530 SM RR	09							
570 SM (R)	01-04	824	16	822	48	520		
570 TC	01-03	824	14	822	52	520		
570 TE	01-04	824	17	822	48	520		
610 TC	91-97	824	12	822	52	520	120	
610 TC	98	824	13	822	52	520	120	
610 TC	99-00	824	14	822	52	520	120	
610 TE	91-01	824	17	822	48	520	120	
610 TE (E) Enduro	99-07	824	15	822	45	520		
610 TE	08-09	824	15	822	45	520	114	
610 SM (E)	99	824	16	822	45	520		
610 SM (S)	00-08	824	16	822	45	520	114	
610 SM	08-09	824	15	822	43	520	112	
630 SMR	05							



Steel Specs-Rear Sprockets: Made in Japan C50 Steel.

Steel Specs-Front Sprockets: Made in Japan C50&SCM415 CHROMOLY.

	YEAR	FRONT SPROCKET		REAR SPROCKET		CHAIN		
		PART No	T	PART No	T	PITCH	LINKS	
HYOSUNG ROAD BIKES								
125 Cruise I	97	426	14	810	48	428	126	
125 Cruise II	97-98	410	14	810	47	428	126	
125 Cruise II Classic	99-01	410	14	810	47	428	126	
125 Cruise II De Luxe	99-01	410	14	810	47	428	126	
125 Karion	03-06	410	13	810	48	428	130	
125 Karion City Trail	07-08							
GF125	98-03	410	14	810	47	428	126	
GT125 Naked	03-08	410	14	1067	52	428	138	
GT125 R Supersport	06-08	410	14	1067	52	428	138	
GT125 R TTC	07-08							
GV125 Aquila	01-08	410	13	810	48	428	138	
RX125 D	07							
RX125 SM	07							
XRX125	99-03	410	14	810	48	428	132	
XRX125	04-06	410	14	810	48	428	132	
XRX125 Funduro	07-08							
XRX125 SM	07-08							
GT250 Sport R	04-08	1554	14	1068	46	520	112	
GT250	06-07	1554	14	1068	46	520	112	
GV250 Aquila	04-05	1554	14	1073	46	520	116	
GV250	06-08	1554	14	1073	46	520	116	
GT650 Comet	04-08	520	15	1074	44	525	108	
GT650 Naked	04-06	520	15	1074	44	525	108	
GT650 R Sporttouring	05-08	520	15	1074	44	525	108	
GT650 S Sport	05-08	520	15	1074	44	525	108	
GV650	05-06							
GV650 Sportcruiser	07-08							
JINCHENG ROAD BIKES								
125 Abila	07-08	1263	14	810	41	428	116	
KTM OFF ROAD BIKES								
60 SX	98-01	1906	12	894	46	420		
65 SX	98-02	1906	12	894	46	420	112	
65 SX	03	1906	12	894	50	420	112	
65 SX	04-09	1906	14	894	50	420	112	
65 SX	10							
85 SX	04-09	1907	14	895	46	428	124	
85 SX	10					428		
85 SX (LW)	04-08	1907	14	895	49	428	122	
85 SX (LW)	10					428		
85 XC	08-09	1907	14	895	46	428	124	
105 SX	07-09	1907	14	895	49	428	118	
105 XC	08	1907	14	895	49	428	118	
125 Enduro	86-87	1901	13	896	52	520	114	
125 Enduro	88	1901	13	896	50	520	112	
125 Enduro	89	1901	13	896	48	520	110	
125 Enduro	90	1901	13	896	50	520	112	
125 Enduro	91-94	1901	13	897	48	520	110	
125 EXC Enduro	95-97	1901	13	897	48	520		
125 EXC Enduro	98-99	1901	13	897	50	520		
125 EXC Enduro	USA 00-03	1901	13	897	50	520		
125 EXC Enduro	Europe 00	1901	14	897	38	520		
125 EXC Enduro	Europe 01-02	1901	14	897	42	520		
125 EXC Enduro	Europe 03	1901	14	897	42	520		
125 EXC Enduro	04-08	1901	14	897	42	520		



Steel Specs-Rear Sprockets: Made in Japan C50 Steel.

Steel Specs-Front Sprockets: Made in Japan C50&SCM415 CHROMOLY.

		YEAR	FRONT SPROCKET		REAR SPROCKET		CHAIN		
			PART No	T	PART No	T	PITCH	LINKS	
KTM OFF ROAD BIKES									
125 EXC Enduro		09	1901		897		520		
125 EXC		10							
125 EXE Enduro		00-01	1901		897		520	108	
125 LC2 Enduro		97-98	1901	13	897	48	520		
125 MX		88-89	1901	13	896	50	520	112	
125 MX		90	1901	13	896	52	520	114	
125 MX		91-95	1901	13	897	50	520	112	
125 MXC Enduro		01-02	1901		897		520	118	
125 SX Motocross		95-09	1901	13	897	50	520	118	
125 SX Motocross		10							
125 SXS		01-02	1901		897		520		
125 Super Moto		01	1901		897		520	106	
144 SX		08	1901	14	897	50	520	118	
150 SX Motocross		08-09	1901	14	897	50	520	120	
150 SX Motocross		10							
200 EXC Enduro		98-99	1901	14	897	50	520		
200 EXC Enduro	USA	00-05	1901	14	897	48	520		
200 EXC Enduro	Europe	00-09	1901	14	897	42	520	118	
200 EXC		10							
200 EXC Enduro	Australia	00-03	1901	14	897	45	520		
200 MXC Enduro	USA	98	1901	14	897	50	520		
200 MXC Enduro	USA	99-04	1901	14	897	48	520		
200 SX		02	1901	14	897	45	520	118	
200 SX		03-06	1901	14	897	45	520	112	
250 Enduro		81-87	1901	13	896	52	520	114	
250 Enduro		88	1901	13	896	50	520	114	
250 Enduro		89	1901	13	896	52	520	116	
250 Enduro		90	1901	13	897	50	520	116	
250 EXC Enduro		91-94	1901	14	897	50	520	116	
250 EXC Enduro		95	1901	13	897	50	520		
250 EXC Enduro		96-98	1901	14	897	50	520		
250 EXC Enduro		99	1901	14	897	50	520	118	
250 EXC Enduro	Australia	00-03	1901	14	897	50	520		
250 EXC Enduro	Japan	00-03	1901	14	897	50	520		
250 EXC Enduro	USA	00-04	1901	14	897	52	520		
250 EXC Enduro	USA	05	1901	13	897	50	520		
250 EXC Enduro	Europe	00-03	1901	15	897	48	520	118	
250 EXC Enduro	Europe	05-08	1901	14	897	40	520		
250 EXC-F Enduro	Europe	07-09	1901	14	897	38	520	118	
250 EXC-F	Europe	10							
250 EXC Racing		02	1901	14	897	48	520		
250 EXC Racing		03	1901	14	897	45	520		
250 EXC Racing		04-06	1901	15	897	45	520		
250 EXC Racing	USA	06	1901	13	897	52	520		
250 EXC		10							
250 MX		83-87	1901	13	896	52	520	114	
250 MX		88	1901	13	896	50	520	114	
250 MX		89	1901	13	896	52	520	116	
250 MX		90-95	1901	13	897	50	520	114	
250 MXC Motocross		98-01	1901	14	897	52	520	118	
250 SX Motocross		95	1901	13	897	50	520		
250 SX Motocross		97-98	1901	14	897	50	520		
250 SX Motocross		99-02	1901	14	897	50	520	118	
250 SX Motocross		03	1901	14	897	50	520		
250 SX Motocross		04-08	1901	13	897	48	520	116	
250 SX Motocross		10							



Steel Specs-Rear Sprockets: Made in Japan C50 Steel.

Steel Specs-Front Sprockets: Made in Japan C50&SCM415 CHROMOLY.

	YEAR	FRONT SPROCKET		REAR SPROCKET		CHAIN		
		PART No	T	PART No	T	PITCH	LINKS	
KTM OFF ROAD BIKES								
250 SX-F Racing	06-09	1901	13	897	48	520	116	
250 SX-F	10			897				
250 SXS	01	1901		897		520		
250 XC	07-09	1901	14	897	50	520	114	
250 XC-F	07-09	1901	13	897	48	520		
250 XCW-E	08-09	1901	13	897	50	520	114	
250 XCW-F	07-09	1901	13	897	48	520		
300 Enduro	90-95	1901	14	897	50	520	116	
300 EXC Enduro	95-97	1901	14	897	50	520		
300 EXC Enduro	98	1901	14	897	52	520		
300 EXC Enduro	99	1901	14	897	50	520	118	
300 EXC Enduro	Australia 00-03	1901	14	897	50	520		
300 EXC Enduro	Japan 00-03	1901	14	897	50	520		
300 EXC Enduro	Europe 00-03	1901	15	897	48	520		
300 EXC Enduro	Europe 04	1901	13	897	42	520		
300 EXC Enduro	Europe 05-09	1901	13	897	40	520	116	
300 EXC	Europe 10					520		
300 EXC-E Enduro (from Dec '07)	Europe 07					520		
300 EXC Enduro	USA 00-04	1901	14	897	52	520		
300 EXC Enduro	USA 05	1901	13	897	50	520		
300 MX	90	1901	14	897	48	520	116	
300 MX	91-94	1901	14	897	50	520	116	
300 MXC Motocross	01-02	1901	14	897	50	520	118	
300 MXC Motocross	USA 03-05	1901	13	897	50	520		
300 SX Motocross	95	1901	13	897	50	520		
300 SX Motocross	96	1901	14	897	50	520		
300 SX Motocross	02	1901		897		520	118	
300 XC	08-09	1901	14	897	50	520		
350 Enduro	84-87	1901	13	896	52	520		
350 Enduro	88-89	1901	13	896	50	520		
350 MX	89	1901	13	896	50	520	116	
350 LC4 Enduro	93-94	1902	14	897	50	520		
360 SX Motocross	96-97	1901	14	897	50	520		
360 EXC Enduro	96-97	1901	14	897	50	520		
380 EXC Enduro	98-99	1901	14	897	50	520		
380 EXC Enduro	USA 99-02	1901	14	897	52	520	118	
380 EXC Enduro	Australia 00-02	1901	14	897	50	520		
380 EXC Enduro	Japan 00-02	1901	14	897	50	520		
380 EXC Enduro	Europe 00-02	1901	15	897	48	520		
380 MXC Motocross	01-02	1901		897		520	118	
380 SX Motocross	98-02	1901	14	897	50	520	118	
380 SX Motocross	USA 99	1901	14	897	52	520		
400 Duke	95-96	1902	16	897	42	520		
400 EGS-E	96-98	1902	15	897	45	520		
400 LC4 Enduro	93	1902	14	897	50	520		
400 LC4 Enduro	97-01	1902	15	897	45	520		
400 LC4 E Enduro	97-01	1902	15	897	45	520		
400 LSE	97-98	1902	15	897	45	520		
400 EXC Racing	Europe 00-02	1901	15	897	48	520		
400 EXC Racing	USA 00-02	1901	14	897	50	520		
400 EXC Racing	Australia 00-02	1901	14	897	45	520		
400 EXC Enduro Racing	01-02	1901	14	897	50	520	118	
400 EXC Enduro Racing	03-08	1901	15	897	45	520		
400 EXC	10			897				
400 MXC Racing	01-02	1901	14	897	50	520	118	
400 SC Super Competition	95-96	1902	14	897	50	520		



Steel Specs-Rear Sprockets: Made in Japan C50 Steel.

Steel Specs-Front Sprockets: Made in Japan C50&SCM415 CHROMOLY.

		FRONT SPROCKET			REAR SPROCKET		CHAIN	
		YEAR	PART No	T	PART No	T	PITCH	LINKS
KTM OFF ROAD BIKES								
400 SC Super Competition	USA	97-00	1902	16	897	48	520	
400 SX Motocross		98	1902	14	897	45	520	
400 SX Racing		99-02	1901	14	897	50	520	118
420 Enduro		81-83	1901	14	896	52	520	116
420 MX		81-83	1901	14	896	52	520	116
440 MX		94	1901	13	897	50	520	
450 EXC Enduro Racing	Australia	03	1901	14	897	50	520	
450 EXC Enduro Racing	Europe	03-08	1901	15	897	45	520	
450 EXC	Europe	10						
450 EXC Enduro Racing	USA	05	1901	14	897	50	520	
450 MXC Racing	USA	03-04	1901	15	897	45	520	
450 MXC Racing	USA	05	1901	14	897	50	520	
450 SMR		04-07	1901	14	897	45	520	120
450 SMR		08-09	1901	14	897	48	520	118
450 SX Motocross Racing		03	1901	14	897	50	520	
450 SX Motocross Racing		04-06	1901	14	897	52	520	
450 SX-F		07-09	1901	14	897	52	520	116
450 SX-F		10						
450 XC-F		08-09	1901	14	897	52	520	116
450 XC-W		08-09	1901	14	897	50	520	116
495 MX		81-84	1901	14	896	52	520	116
500 MX		85-87	1901	14	896	52	520	116
500 MX		88-89	1901	14	896	50	520	116
500 MX		90	1901	14	896	52	520	116
500 MX		91-93	1901	14	896	50	520	116
500 SX Motocross		95	1901	14	897	50	520	
505 SX-F		07-09	1901	14	897	52	520	118
505 XC-F		08-09	1901	14	897	52	520	116
505 XC-W		08	1901	14	897	52	520	116
520 EXC Enduro Racing		99	1901	14	897	50	520	
520 EXC Enduro Racing		01-02	1901	14	897	48	520	118
520 EXC Enduro Racing	Australia	00-02	1901	15	897	40	520	
520 EXC Enduro Racing	Europe	00-02	1901	15	897	40	520	
520 EXC Enduro Racing	USA	00-02	1901	14	897	48	520	
520 MXC Racing		01-02	1901	14	897	48	520	118
520 SX Motocross Racing		99-02	1901	14	897	48	520	118
525 EXC Enduro Racing	Australia	03	1901	14	897	48	520	
525 EXC Enduro Racing	USA	03	1901	14	897	48	520	
525 EXC Enduro Racing	Europe	03-07	1901	15	897	45	520	
525 MXC Desert Racing		03-04	1901	14	897	45	520	
525 MXC Desert Racing		05	1901	15	897	45	520	
525 XC Desert Racing		07						
525 MXC Racing	USA	03-05	1901	15	897	45	520	
525 SMR		04-05	1901	14	897	45	520	
525 SX Motocross Racing		03-06	1901	14	897	48	520	
530 EXC		08-09	1901	14	897	45	520	116
530 EXC		10						
540 SXS Racing		01-02	1901		897		520	
560 SMR		06-07	1901	14	897	45	520	120
600 LC4 Enduro		88-89	1902	15	896	45	520	114
600 LC4 Enduro		90	1902	15	897	45	520	
600 LC4 Enduro		91-93	1902	15	897	50	520	116
600 LC4 MX		89	1902	15	896	52	520	114
600 LC4 MX		90-92	1902	15	897	52	520	116
620 Duke		95-98	1902	17	897	38	520	



Steel Specs-Rear Sprockets: Made in Japan C50 Steel.

Steel Specs-Front Sprockets: Made in Japan C50&SCM415 CHROMOLY.

	YEAR	FRONT SPROCKET		REAR SPROCKET		CHAIN		
		PART No	T	PART No	T	PITCH	LINKS	
KTM OFF ROAD BIKES								
620 EGS-E Adventurer	98	1902	17	897	45	520		
620 LC4 Enduro	94	1902	15	897	50	520		
620 LC4 Enduro	95-96	1902	14	897	50	520		
620 LC4 E Enduro	97-98	1902	16	897	50	520		
620 LC4 MX	94	1902	15	897	50	520		
620 LC4 SX Motocross	95-98	1902	15	897	50	520		
620 LSE	97-98	1902	16	897	40	520		
620 SC Super Competition	95-96	1902	15	897	50	520		
620 SC Super Competition	97-99	1902	14	897	50	520		
620 SC Super Competition	00-01	1902	16	897	40	520	118	
620 SC Supermoto	00-01	1902	17	897	40	520	118	
625 LC4 SC Supermoto	02	1902	16	897	42	520		
625 LC4 Supercompetition	02	1902	15	897	42	520		
625 SXC	03-06	1902	16	897	40	520		
625 SMC	04	1902	16	897	38	520		
625 SMC	05	1902	17	897	40	520		
625 SMC	06							
640 LC4 Adventurer R	99-07	1902	16	897	42	520	118	
640 LC4 Duke II	00-03	1902	17	897	38	520		
640 LC4 Duke II	04-06	1902	17	897	42	520		
640 LC4 E Enduro	00-06	1902	16	897	42	520		
640 LC4 Super Moto	99-06	1902	17	897	42	520		
660 Rallye	00-02	1902		897		520		
660 SMC	03-04	1902	16	897	38	520		
660 SMC	05-06	1902	17	897	40	520		
690 Duke	08-09	1902	16	897	40	520		
690 Enduro	08-09	1902	15	897	45	520		
690 Enduro R	08-09	1902	15	897	45	520		
690 Supermoto	07-09	1902	16	897	40	520		
690 Supermoto R	08-09	1902	16	897	40	520		
690 SM	07	1902	15	897	40	520		
690 SM	08-09	1902	17	897	41	520		
690 SMC	08	1902	16	897	42	520		
950 LC8 Adventure	03-06	1904	17	899	42	525		
950 LC8 Adventure S	04-06	1904	17	899	42	525		
950 Super Enduro R	06-09	1904	16	899	45	525		
950 LC8 Supermoto	06-09	1904	17	898	41	525		
950 LC8 Supermoto R	07-08	1904	17	898	41	525		
990 Adventure	05-09	1904	17	899	42	525		
990 Adventure S	07-08	1904	17	899	42	525		
990 Superduke	05-09	1904	17	898	38	525	108	
990 Supermoto	08	1904	17	898	41	525		
1190 RC8	08	1904	17	898	37	525	108	
KTM FOUR WHEELS								
450 XC	08-09							
450 SX	09-10							
505 SX	09-10							
525 XC	08-10							
KYMCO ROAD BIKES								
125 Hipster	01-04	264	16	269	41	428	124	
125 Pulsar	01-05	264	15	269	39	428	126	
125 Pulsar II	08-09							
125 Quannon	07-09		15		42	428		



Steel Specs-Rear Sprockets: Made in Japan C50 Steel.

Steel Specs-Front Sprockets: Made in Japan C50&SCM415 CHROMOLY.

		FRONT SPROCKET			REAR SPROCKET		CHAIN	
		YEAR	PART No	T	PART No	T	PITCH	LINKS
KYMCO ROAD BIKES								
125 Stryker (On Road)		99-03	264	16	269	46	428	126
125 Stryker (Off Road)		99-05	264	16	269	46	428	126
125 Stryker II (Off Road)		06-07						
125 Zing		97-01	264	16	269	41	428	124
125 Zing II		08-09						
250 Venox		04-09	1043	14	1075	39	520	110
KYMCO ATV								
50 KXR		04-07	259	16		28	428	74
50 MXer		02-04	327	14	1071	30	520	78
50 MXer	Germany	02-04	327	15	1071	30	520	78
50 MXU		04-07	327	14	1071	30	520	78
50 MXU Reverse		07-08	327	14	1071	30	520	86
90 KXR		05-07	259	16		28	428	74
90 Maxxer		05-07	259	16		28	428	74
150 MXer / MXU		02-05	1041	14	1071	30	520	78
250 KXR / KXU		02-05	1042	14	1072	38	520	94
300 Maxxer		05-08	1042	14	1072	38	520	92
MAICO OFF ROAD BIKES								
250 GS/MC		83	1901	13		52	520	
250 GME		86-87	1901	13		52	520	
490		83-85	1901				520	
500 Enduro		99	1901				520	
500 GME		86-87	1901	13		52	520	
500 GS/MC		83	1901	13		52	520	
MALAGUTI ROAD BIKES								
50 Drakon		05-08	1120	11		48	420	126
50 XSM		03-	1120	11	1131	45	420	124
50 XTM		03-	1120	11	1131	48	420	126
125 X3M Enduro		07-08	1263	14	1134	50	428	
125 X3M Motard		07-08	1263	14	1134	48	428	
MBK ROAD BIKES								
50 X-Limit SM		97-98	1120	12	832	52	420	
50 X-Limit SM		99-01	1120	12		52	420	128
50 X-Limit SM		02	1120	12	1131	50	420	
50 X-Limit SM		03-06	1120	11	1131	48	420	126
50 X-Limit		03-06	1120	11	1131	50	420	126
50 X-Power		00-02	1120	12	1078	47	420	132
50 X-Power		03-06	1120	11	1078	47	420	132
MOTOR HISPANIA ROAD BIKES								
50 Furia Enduro / SM		05	1120	11	1131	52	420	126
50 RYZ Enduro		05	1120	11	1131	52	420	126
50 RYZ SM		05	1120	11		52	420	126
50 RX		05	1120	11	1133	52	420	128
MUZ ROAD BIKES								
600 Sport Cup	France	97-98	577	15	18	39	520	108
660 Baghira			577	15	857	45	520	108
660 Scorpion		98-	577	15	18	43	520	
660 Tour	France	97-98	577	15	18	43	520	110
660 Trouper	France	97-98	577	15	18	39	520	108



Steel Specs-Rear Sprockets: Made in Japan C50 steel.

Steel Specs-Front Sprockets: Made in Japan C50&SCM425 CHROMOLY.

			FRONT SPROCKET			REAR SPROCKET			CHAIN	
			POSITION	PART No	T	POSITION	PART No	T	PITCH	LINKS
POLARIS ATV										
250 Cyclone		87	C/S	3221	13	REAR	1478	42	520	74
250 Scrambler		85-86	C/S	3221	13	REAR	1478	42	520	74
250 Trail Blazer	W7221	90	C/S	3221	13	REAR	1478	42	520	88
250 Trail Blazer	W7221	91	C/S	3221	13	REAR	1478	34	520	84
250 Trail Blazer	W7221	92	C/S	3221	11	REAR	1478	34	520	84
250 Trail Blazer	W7221	93	C/S	3221	11	REAR	1478	38	520	86
250 Trail Blazer	W7221	94	C/S	3221	11	REAR	1478	40	520	86
250 Trail Blazer	W7221	95	C/S	3221	12	REAR	1478	42	520	88
250 Trail Blazer ES		96-99	C/S	3221	12	REAR	1478	42	520	88
250 Trail Blazer		00	C/S	3221	11	REAR	1478	38	520	
250 Trail Blazer (built before 7/15/00)		01	C/S	3221	11	REAR	1478	38	520	
250 Trail Blazer (built after 7/15/00)		01	C/S	3221	11	REAR	1478	36	520	
250 Trail Blazer		02-03	C/S	3221	11	REAR	1478	36	520	76
250 Trail Boss	W8527	85-89	C/S	3221	13	REAR	1478	42	520	88
250 Trail Boss	W8527	90	C/S	3221	13	REAR	1478	38	520	86
250 Trail Boss	W8527	91-93	C/S	3221	13	REAR	1478	34	520	84
250 Trail Boss	W8527	94	C/S	3221	11	REAR	1478	40	520	86
250 Trail Boss	W8527	95-99	C/S	3221	12	REAR	1478	42	520	88
250 Trail Boss 2 x 4	W7527	85	C/S	3221	13	REAR	1478	38	520	
250 Trail Boss 2 x 4	W7527	86-87	C/S	3221	13	REAR	1478	42	520	74
250 Trail Boss 2 x 4	W7527	88-93	C/S	3221	13	REAR	1478	38	520	86
250 Trail Boss 4 x 4	W8127	87-88	C/S 1	3221	12	MID AXLE 1	1478	42	520	74
			C/S 2		11				520	76
			FRONT AXLE		22				520	64
			CENTRE 1	3221	11					
			CENTRE 2	3323	22					
250 Trail Boss 4 x 4		89-92	C/S 1	3221	12	MID AXLE 1	1478	42	520	88
			C/S 2	3222	11				520	70
			FRONT AXLE	3323	22				520	64
			CENTRE 1	3221	11					
			CENTRE 2	3323	22					
250 4 x 4		93	C/S 1	3221	12	MID AXLE 1	1478	42	520	88
			C/S 2	3222	11				520	70
			FRONT AXLE	3323	22				520	64
			CENTRE 1	3221	11					
			CENTRE 2	3323	22					
250 Big Boss 4 x 6		89	C/S	3221	13	MID AXLE 1	1478	42	520	88
						MID AXLE 2	1478	30	520	108
250 Big Boss 4 x 6		90-92	C/S	3221	12	REAR AXLE	1478	30	520	
						MID AXLE 1	1478	42	520	88
						MID AXLE 2	1478	30	520	108
						REAR AXLE	1478	30	520	
250 Big Boss 6 x 6	W8727	91-92	C/S 1	3222	12	MID AXLE 1	1478	42	520	88
			C/S 2		11				520	72
			FRONT AXLE	3323	22				520	64
			CENTRE 1	3221	11	MID AXLE 2	1478	30	520	108
			CENTRE 2	3323	24	REAR AXLE	1478	30		
250 6 x 6		93	C/S 1	3221	12	MID AXLE 1	1478	42	520	88
			C/S 2	3221	11				520	72
			FRONT AXLE	3323	22				520	64
			CENTRE 1	3221	11	MID AXLE 2	1478	30	520	108
			CENTRE 2	3323	24	REAR AXLE	1478	30		
250 Xplorer 4x4		01-02	C/S	3221	12	REAR	1478	42	520	80
300 2 x 4	W7530	95-96	C/S	3221	12	REAR	1478	38	520	86
300 Xpress		96-99	C/S	3221	12	REAR	1478	38	520	86
300 Xplorer 4 X 4		96-99	C/S 1	3221	13	MID AXLE 1	1478	40	520	84
			C/S 2	3222	11				520	70
			FRONT AXLE	3323	22				520	64
			CENTRE 1	3221	12				520	
			CENTRE 2	3323	22					



Steel Specs-Rear Sprockets: Made in Japan C50 steel.

Steel Specs-Front Sprockets: Made in Japan C50&SCM425 CHROMOLY.

			FRONT SPROCKET			REAR SPROCKET			CHAIN		
			POSITION	PART No	T	POSITION	PART No	T	PITCH	LINKS	
POLARIS ATV											
300 4 x 4		W8130	94-95	C/S 1	3221	13	MID AXLE 1	1478	40	520	84
				C/S 2	3222	11				520	70
				FRONT AXLE	3323	22				520	64
				CENTRE 1	3221	12					
				CENTRE 2	3323	22					
300 6 x 6			94	C/S 1	3221	13	MID AXLE 1	1478	42	520	88
				C/S 2	3222	11				520	72
				FRONT AXLE	3323	22				520	64
				CENTRE 1	3221	11	MID AXLE 2	1478	30	520	108
				CENTRE 2	3323	24	REAR AXLE	1478	30		
325 Trail Boss 2 x 4		W7539	00	C/S	3221	11	REAR	1478	42	520	80
					3221	11	REAR	1478	40	520	78
330 Trail Blazer 2 x 4			08-09	C/S	3221	11	REAR	1478	40	520	78
330 Trail Boss 2 x 4			03-09	C/S	3221	11	REAR	1478	40	520	78
350L Trail Boss 2 x 4		W7539	90-93	C/S	3221	13	REAR	1478	34	520	84
350L Trail Boss 4 x 4		W8139	90-91	C/S 1	3221	12	MID AXLE 1	1478	34	520	84
				C/S 2		11				520	70
				FRONT AXLE	3323	22				520	64
				CENTRE 1	3221	12					
				CENTRE 2	3323	22					
350L 4 x 4		W8139	92	C/S 1	3221	12	MID AXLE 1	1478	34	520	84
				C/S 2	3222	11				520	70
				FRONT AXLE	3323	22				520	64
				CENTRE 1	3221	12					
				CENTRE 2	3323	22					
350L 4 x 4		W8139	93	C/S 1	3221	12	MID AXLE 1	1478	34	520	84
				C/S 2	3222	11				520	70
				FRONT AXLE	3323	22				520	64
				CENTRE 1	3221	11					
				CENTRE 2	3323	22					
350L Trail Boss/Sportsman 4 x 4		W8139	93	C/S 1	3221	12	MID AXLE 1	1478	34	520	84
				C/S 2	3222	11				520	70
				FRONT AXLE	3323	22				520	64
				CENTRE 1	3221	12					
				CENTRE 2	3323	22					
350L 6 x 6		W8739	93	C/S 1	3221	13	MID AXLE 1	1478	42	520	88
				C/S 2		12				520	70
				FRONT AXLE	3323	22				520	64
				CENTRE 1	3221	12	MID AXLE 2	1478	30	520	116
				CENTRE 2	3323	22	REAR AXLE	1478	30		
400L 2 x 4		W7540	94-95	C/S	3221	13	REAR	1478	34	520	84
400L 2 x 4		W8140	94	C/S	3221	13	REAR	1478	34	520	84
400L Sport		W8540	94-95	C/S	3221	12	REAR	1478	34	520	84
400L Sport			96-99	C/S	3221	13	REAR	1478	34	520	84
400 Xpress 2 x 4			96	C/S	3221	13	REAR	1478	34	520	84
400L 4 x 4			94	C/S 1	3221	13	MID AXLE 1	1478	34	520	84
				C/S 2	3222	11				520	70
				FRONT AXLE	3323	22				520	64
				CENTRE 1	3221	13					
				CENTRE 2	3323	22					
400 Scrambler 4 x 4		W7840	95	C/S 1	3222	11	MID AXLE 1	1478	38	520	84
				C/S 2	3222	11				520	70
				FRONT AXLE	3323	22				520	64
				CENTRE 1	3221	12					
				CENTRE 2	3323	22					
400 Scrambler 4 x 4		W7840	96-99	C/S 1	3221	13	MID AXLE 1	1478	38	520	84
				C/S 2	3222	11				520	70
				FRONT AXLE	3323	22				520	64
				CENTRE 1	3221	12					
				CENTRE 2	3323	22					



Steel Specs-Rear Sprockets: Made in Japan C50 steel.

Steel Specs-Front Sprockets: Made in Japan C50&SCM425 CHROMOLY.

			FRONT SPROCKET			REAR SPROCKET			CHAIN	
			POSITION	PART No	T	POSITION	PART No	T	PITCH	LINKS
POLARIS ATV										
400 Scrambler 4 x 4 / 2 x 4		00-02	C/S	3221	13	REAR	1478	36	520	76
400 Sportsman 4 x 4	W8040	94-96	C/S 1	3221	13	MID AXLE 1	1478	34	520	84
			C/S 2		11				520	70
			FRONT AXLE		22				520	64
			CENTRE 1	3221	13					
			CENTRE 2		22					
400 Trail Blazer 2 x 4		03	C/S	3221	13	REAR	1478	36	520	76
400 Xplorer 4 x 4	W9140	95-99	C/S 1	3221	13	MID AXLE 1	1478	34	520	84
			C/S 2	3222	11				520	70
			FRONT AXLE	3323	22				520	64
			CENTRE 1	3221	13					
			CENTRE 2	3323	22					
400L '6 x 6	W8740	94-98	C/S 1	3221	13	MID AXLE 1	1478	42	520	88
			C/S 2	3222	11				520	70
			FRONT AXLE	3323	22				520	64
			CENTRE 1	3221	12	MID AXLE 2	1478	30	520	116
			CENTRE 2	3323	22	REAR AXLE	1478	30		
400 Scrambler		00-01	C/S	3221	13	REAR	1478	36	520	
425 Magnum 2 x 4	W7544	95-98	C/S	3221	12	REAR	1478	38	520	86
425 Magnum 4 x 4	W8144	95-98	C/S 1	3221	12	MID AXLE 1	1478	38	520	86
			C/S 2	3222	11				520	70
			FRONT AXLE	3323	22				520	68
			CENTRE 1	3221	11					
			CENTRE 2	3323	22					
425 Magnum 6 x 6		96	C/S 1	3221	12	MID AXLE 1	1478	42	520	88
			C/S 2	3222	11				520	72
			FRONT AXLE	3323	22				520	68
			CENTRE 1	3221	11	MID AXLE 2	1478	30	520	116
			CENTRE 2	3323	24	REAR AXLE	1478	30		
450 Outlaw S		08	C/S	1901	14	REAR	1480	38	520	98
450 Outlaw MXR		09	C/S	1901	14	REAR	1480	38	520	98
500 Outlaw		06-07	C/S	1309	14	REAR			520	90
500 Predator E 2x4		03-04	C/S	1309	14	REAR	1480	37	520	94
500 Predator		05-06	C/S	1309	14	REAR	1480	38	520	94
500 Predator LE		07	C/S	1309	14	REAR	1480	38	520	94
500 Scrambler		00-09	C/S	3221	13	REAR	1478	36	520	
525 Outlaw		07	C/S	1901	14	REAR			520	98
525 Outlaw IRS		08-09	C/S	1901	14	REAR			520	98
525 Outlaw S		08-09	C/S	1901	14	REAR	1480	38	520	98

NEW APPLICATIONS										



Steel Specs-Rear Sprockets: Made in Japan C50 Steel.

Steel Specs-Front Sprockets: Made in Japan C50&SCM415 CHROMOLY.

	YEAR	FRONT SPROCKET		REAR SPROCKET		CHAIN		
		PART No	T	PART No	T	PITCH	LINKS	
RIEJU ROAD BIKES								
50 MRX/SMX (2002 - June 2004)	02-04	1120	12	1131	48	420	124	
50 MRX/SMX (July 2004 - 2006)	04-08	1120	11	1131	52	420	126	
50 MRX Pro (2002 - June 2004)	02-04	1120	12	1131	48	420	124	
50 MRX Pro (July 2004 - 2005)	04-05	1120	11	1131	52	420		
50 Naked	04-08	1120	11	1077	47	420	126	
50 Spike	02	1120	12	1076	48	420		
50 Spike	03-05	1120	12	1076	52	420		
50 RS2 Matrix	03	1120	13	1077	47	420	128	
50 RS2 Matrix	04-05	1120	11	1077	47	420	126	
50 NKD	04	1120	13	1077	47	420		
50 RR		1120	12	1132	48	420		
125 Naked	06-08	1263	14		46	420	126	
125 RS2	06-08	1263	14	1134	46	420	126	
125 SMX	05-08	1263	14	1134	48	420	126	
125 Tango	08	1263	14	1134	48	420	126	
THUMPSTAR PIT BIKES								
Thumpstar Pit Bikes All Models 100cc+		259	15	1080	39	428		
TRIUMPH ROAD BIKES								
600 TT	00-03	1182	14	1792	42	525	106	
600 TT (from VIN No:165717)	04	1182	15	1792	45	525	106	
600 Daytona	03-04	1182	14	1792	45	525	108	
600 Speed Four	03-05	1182	14	1792	42	525	106	
650 Daytona	05	1182	14	1792	45	525	108	
675 Daytona	06-08	520	16	2014	47	525	116	
750 Daytona	91-95	1180	17	2010	48	50	114	
750 Daytona MK1 France	93	1180	17	2010	46	50	112	
750 Daytona MK2 France	93	1180	17	2010	43	50	110	
750 Thunderbird	95	1180	17	2010	43	50	110	
750 Trident	91-97	1180	17	2010	48	50	114	
800 Bonneville	02-06	1183	17	1792	43	525	104	
800 America	03-06	1183	17	1332	42	525	112	
800 Bonneville T100 Centennial Edition	02	1183	17	1792	43	525	104	
800 Bonneville T100	03-05	1183	17	1792	43	525	104	
800 Speedmaster	03-05	1183	17	1332	42	525	112	
865 America	07-08	1183	17	1332	42	525	112	
865 Bonneville T100	06-08	1183	18	1792	43	525	104	
865 Bonneville	07-08	1183	18	1792	43	525	104	
865 Bonneville Black	07	1183	18	1792	43	525	104	
865 Scrambler	06-08	1183	18	1792	43	525	106	
865 Speedmaster	06-08	1183	18	1332	42	525	112	
865 Thruxton	07-08	1183	18	1792	43	525	104	
900 Adventurer	96-98	1180	17	2010	43	50	110	
900 Adventurer	99-01	1180	18	2010	43	50	114	
900 Daytona	94-97	1180	17	2010	46	50	112	
900 Daytona Super III	96	1180	17	2010	43	50	110	
900 Legend TT	99-00	1180	17	2010	43	50	114	
900 Legend Deluxe	01	1180	17	2010	43	50	114	
900 Thruxton	04-06							
900 Thunderbird	95-03	1180	17	2010	43	50	110	
900 Thunderbird Sport	98	1180	17	2010	43	50	110	
900 Thunderbird Sport	99-00	1180	18	2010	43	50	114	
900 Thunderbird Sport	01-04	1180	17	2010	43	50		
900 Tiger	91-00	1180	18	2010	48	50	114	
900 Trident	91-98	1180	17	2010	46	50	114	



Steel Specs-Rear Sprockets: Made in Japan C50 Steel.

Steel Specs-Front Sprockets: Made in Japan C50&SCM415 CHROMOLY.

	YEAR	FRONT SPROCKET		REAR SPROCKET		CHAIN		
		PART No	T	PART No	T	PITCH	LINKS	
TRIUMPH ROAD BIKES								
900 Trophy	91-95	1180	17	2010	46	50	112	
900 Trophy	96-97	1180	17	2010	42	50	110	
900 Trophy	98	1180	17	2010	43	50	110	
900 Trophy	99	1180	17	2010	44	50	110	
900 Trophy	00-01	1180	18	2010	43	50	110	
900 Speed Triple	94-96	1180	17	2010	43	50	110	
900 Sprint	93-97	1180	17	2010	46	50	112	
900 Sprint Sport	98	1180	17	2010	46	50	110	
900 Sprint FT	99	1180	17	2010	43	50	110	
T595 Daytona	97-98	1180	18	2011	43	50	108	
955i Daytona	99-01	1180	18	2011	42	50	106	
955i Daytona (March 2001 >)	01-02	1180	19	1800	44	50	106	
955i Daytona Centennial Edition	02	1180	19	2011	42	50	106	
955i Daytona	03-06	1180	18	2011	42	50	106	
955i Daytona (Special Edition)	04	1180	18	2011	42	50	106	
T509 Speed Triple	97-98	1180	18	2011	43	50	108	
955 Speed Triple	99-01	1180	18	2011	43	50	108	
955 Speed Triple	02-04	1180	18	2011	42	50		
955 Speed Triple (Special Edition)	04	1180	18	2011	42	50		
955 Sprint RS	00-03	1180	19	1800	43	50	108	
955 Sprint ST	99-04	1180	18	2011	43	50	108	
955 Tiger	01-04	1180	18	2010	46	50	114	
955 Tiger	05-06	1180	18	1800	46	50	114	
1000 Daytona	91-95	1180	17	2010	48	50	112	
1000 Daytona	91-94	1180	17	2010	48	50	110	
1050 Speed Triple	05-08	1180	18	2011	42	50	106	
1050 Sprint ST	05-08	1180	19	2011	42	50	106	
1050 Tiger	07-08	1180	18	1800	44	50	114	
1200 Trophy	91-96	1180	18	2010	45	50	112	
1200 Trophy	97-99	1180	18	2010	42	50	110	
1200 Trophy	00	1180	18	2010	40	50	108	
1200 Trophy	01	1180	19	2010	40	50	108	
1200 Trophy	02-03	1180	18	2010	40	50	110	
1200 Daytona	93-96	1180	18	2010	43	50	110	
1200 Daytona	97	1180	18	2010	42	50	110	

X-SPORT PIT BIKES

X-Sport Pit Bikes All Models 100cc+		259	15	1080	39	428
-------------------------------------	--	-----	----	------	----	-----

NEW APPLICATIONS
